


Printable Bulletin Board Kit

“Our Best Work”


Create a bulletin board that encourages students to give their best effort and honors the results. Display top student work alongside NED’s encouraging messages.

- What You’ll Need:**
- Seven 8.5 x 11” sheets
 - A 3’ x 5’ bulletin board or wall space and colorful **butcher paper**
 - Access to a **color printer**
 - **Scissors, tape** and **sticky tack/stapler**

Example:



- Directions:**
- Line bulletin board with colored paper
 - Print pages on 8.5 x 11” paper (card stock recommended)



Banner
3 Pages



Decorations
4 Pages

- Trim and tape together the “Featuring Our Best Work” title banner. *Idea: Laminate cutouts for extra durability*
- Cut out the decorations pages.
- Assemble items onto the bulletin board using sticky tack or a stapler
- Prominently feature the student work that shows the best effort of the day or week!

.....
Consider giving student NED’s “I Did My Best” button if their work is featured!
Visit www.thenedshow.com/shop_ned to purchase.



NEVER GIVE UP

ENCOURAGE
OTHERS

DO YOUR BEST.®




**I DID
MY BEST!**

I GAVE IT 1000%!



MY
PERSONAL
BEST





FEATURING

OUR

 cut along the dotted lines

BEST W

 cut along the dotted lines

ORK!

