



Printable Bulletin Board Kit

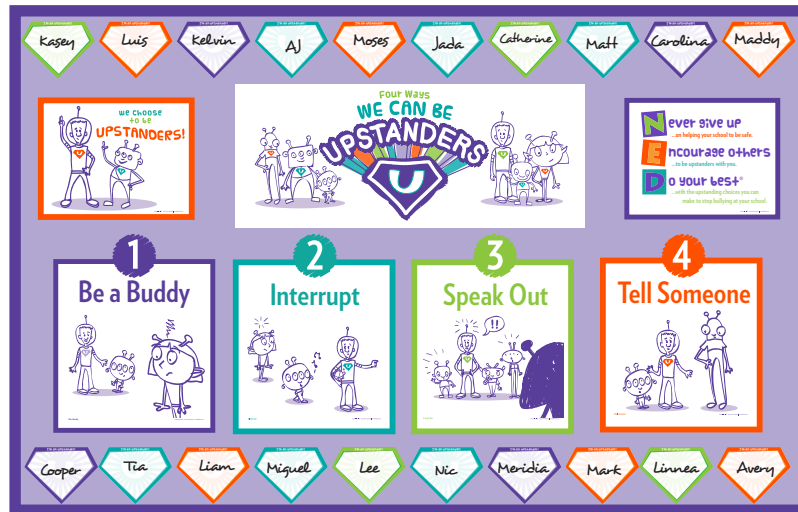
You Can Be an Upstander

Create a bulletin board that encourages students to be UPSTANDERS when they see bullying. Consider starting a classroom discussion that focuses on the main characters - the target, the bystander, the upstander and...don't forget...the bully (who is often a victim of bullying himself/herself!). These discussions can become memorable mini lessons about what bullying is, why it happens and how to stop meanness in it's tracks.

What You'll Need:

- Twelve 8.5 x 11" sheets plus a name badge for each student (4 per sheet)
- A 3' x 5' bulletin board or wall space and colorful butcher paper
- Access to a color printer
- Scissors, tape and sticky tack/stapler

Example:

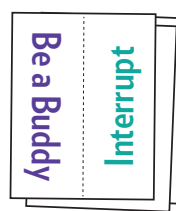


Directions:

- Line bulletin board with colored paper
- Print pages on 8.5 x 11" paper (card stock recommended)



Pictures
9 Pages




Words & Numbers
3 Pages




Name Badges
4 Per Page

- Trim and tape together the "We Can Be Upstanders" title and match each phrase with its illustration. Idea: Laminate cutouts for extra durability
- Mount the four pictures and numbers on colorful construction paper
- Cut out the name badges. For younger students, write each name on the badge. For older students, have students complete a prompt such as "I choose to...[be a buddy when I see bullying happen at recess]."
- Assemble items onto the bulletin board using sticky tack or a stapler



Four Ways
WE CAN BE





we choose
to be

UPSTANDERS!





ever give up

...on helping your school to be safe.




ncourage others




...to be upstanders with you.





o your best[®]


...with the upstanding choices you
can make to stop bullying at your school.











 CUT OUT



Be a Buddy

Interrupt

Speak Out

Tell Someone