

Printable

# Bulletin Board Kit!

“NED’s Top Ten Testing Tips”

Create a bulletin board that reminds your students of ten simple testing tips that will help them prepare and do their best!

## What you will need:


- **Twelve** 8.5x11” sheets of paper
- **Color printer**
- **Bulletin board** or wall space
- **Colored butcher paper** or matte plastic tablecloth (you can find these at a dollar store) for the background.
- **Scalloped trim** for the border (optional)

## Directions:

- **Print** pages 2-13 (cardstock recommended)
- **Cut out** each printout on the thin outline
- **Tap** together the header (pages 2 & 3)
- **Assemble and Attach** items to the bulletin board or wall using sticky tack or a stapler.

## Additional Resource:

Download and print out NED’s Top 10 Testing Tips classroom activity/ coloring sheet.





**NED'S TOP**



**TESTING**

**TIPS**

1



**Prepare**  
the night before!


2



Go to bed early.

3

Eat a healthy  
breakfast!





4



Wear  
**comfortable**  
clothes.

5

**Relax...**

Take slow,  
deep, breaths.





6

Follow  
directions.



Read  
each question.

Write  
**neatly.**



Erase  
**completely.**

8

**Move  
on**

if you don't  
know an answer.




9



Make sure all  
questions are answered.

10

Plan  
something  
**fun** to do  
after the  
test!



 **NED'S TOP**  
**10 TESTING TIPS**

**1**   
**Prepare**  
the night before!

**2**   
Go to bed **early**.


**3** Eat a **healthy**  
breakfast!  


 **4**   
Wear **comfortable**  
clothes.

**5**   
**Relax...**  
Take slow,  
deep, breaths.

**6**   
**Follow**  
directions.  
**Read**  
**each** question.

Mark  
**neatly.**  
Erase  
**completely.**  
 **7**

**8**   
**Move on**  
if you don't  
know an answer.

**9**   
**Review.**  
Make sure all  
questions are answered.

**10**   
**Plan**  
something  
**fun** to do  
after the  
test!