

Printable

Bulletin Board Kit!

“NED’s Top Ten Testing Tips”

Create a bulletin board that reminds your students of ten simple testing tips that will help them prepare and do their best!

What you will need:



- **Colored paper** - Twelve, 8.5x11” sheets (cardstock recommended)
- **Bulletin board** or wall space
- **Colored butcher paper** or matte plastic tablecloth (you can find these at a dollar store) for the background.
- **Scalloped trim** for the border (optional)

Directions:

- **Print** pages 2-13 (on colored paper)
NOTE: print pages 2&3 on the same color
- **Laminate** each page for durability (optional).
- **Cut out** each printout on the thin outline.
- **Tape** together the header (pages 2 & 3).
- **Assemble and Attach** items to the bulletin board or wall using sticky tack or a stapler.

Additional Resource:

Download and print out NED’s Top 10 Testing Tips classroom activity/ coloring sheet.





NED'S TOP



TESTING
TIPS

1



Prepare
the night before!

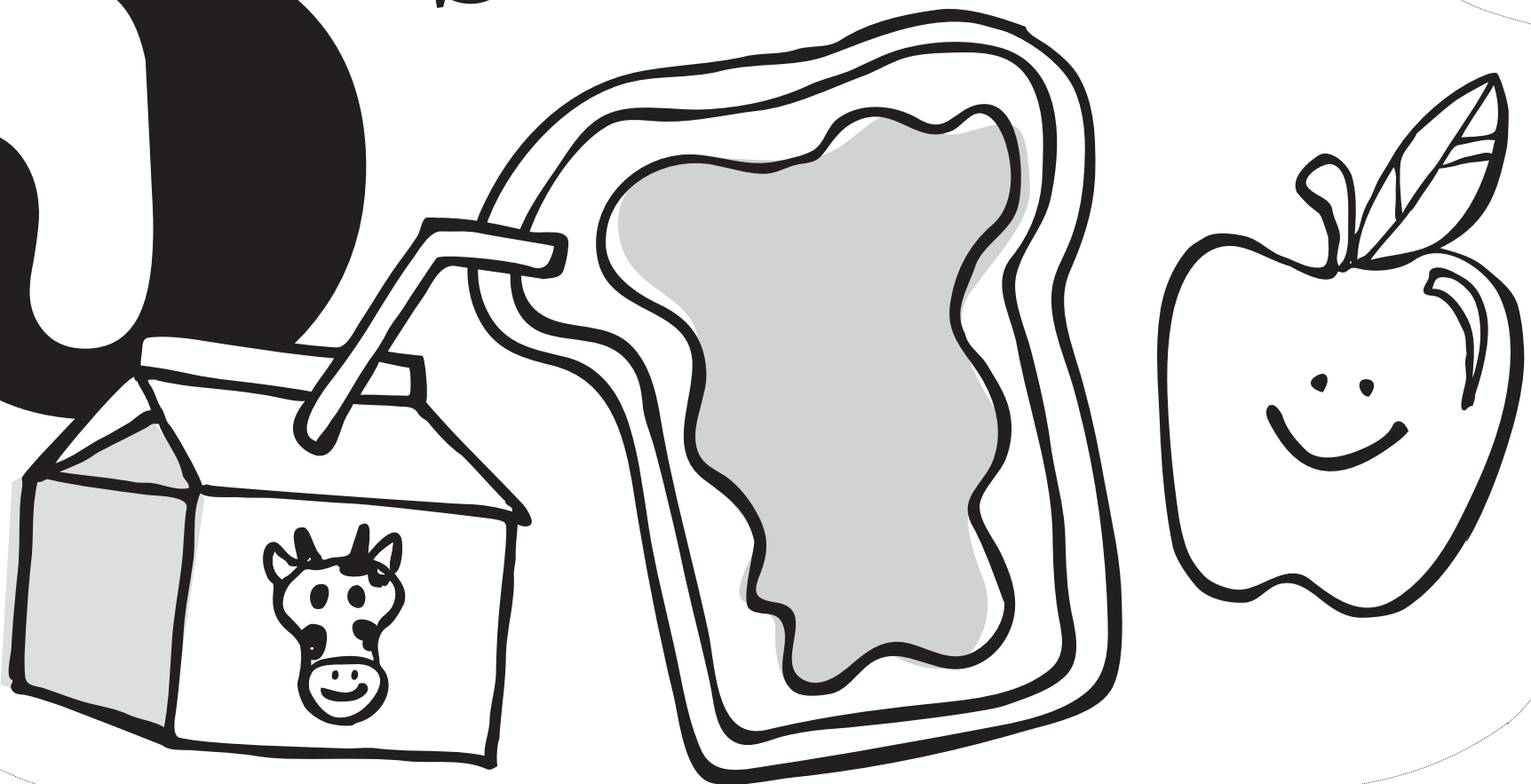
2



Go to bed early.

3

Eat a healthy
breakfast!





Wear
comfortable
clothes.

5

Relax...

Take slow,
deep, breaths.



6

Follow
directions.



Read
each question.

Write
neatly.

Erase
completely.



8

**Move
on**

if you don't
know an answer.

9



Make sure all
questions are answered.

10

Plan
something
fun to do
after the
test!

