


Do Unto Otters: A Book about Manners

by Laurie Keller

Themes

Encourage Others
Kindness
Manners
Friendship



Mr. Rabbit's new neighbors are OTTERS! How will he get along with otters when he knows nothing about otters? Mr. Owl encourages him to just treat them the same way you'd like them to treat you – with manners and kindness.

Building Background

Before reading the story, ask students **How many of you have heard of the saying "Do unto others as you would want others to do unto you."** What does that saying mean? Why do you think it's often referred to as the "Golden Rule"? Brainstorm specific examples of good manners and list them on the board. See how many match the examples in the story after reading the book.

Key Vocabulary

Manners: proper behavior, polite conduct
Polite: good manners or thoughtfulness, courteous
Pig Latin: fun language – take the first consonant/blend and move it to the end of the word. Add "ay." Pig becomes "igpay." Banana becomes "ananabay."
Considerate: showing regard for feelings and needs of others
Cooperate: to work with others, work well together
Fair: according to the rules, without allowing greater advantage for one side over another
Tease: to make fun of

Discussion Starters

- Why was Mr. Rabbit worried about his new neighbors?** *He didn't know anything about otters. He had a bad experience with Mrs. GRRR as a past neighbor.* **Have you ever felt worried about meeting new people?** *Answers may vary - maybe at a new school or neighborhood, or with meeting older or younger kids at school.* **What can you do to get to know someone new?** *Answers will vary.*
- How did owl encourage Mr. Rabbit to get over his fear and make friends with the otters?** *Shared an old saying "Do Unto Otters as you would have Otters do unto you."* **What does that mean to Mr. Rabbit?** *Answers will vary – friendly, polite, be honest, be considerate, be kind, cooperate, play fair, share things, won't tease, apologize, forgiving,*

- Choose several of the key manners and expand on your discussion. Have students recall specific examples from the book and add their own ideas. **What does it mean? What does it look/sound like?**

Friendly	Cheerful hello, nice smile, good eye contact
Polite	Know when to say please, thank you, excuse me
Honest	Keep their promises, not lie, not cheat
Considerate	Good listener, ask before borrowing, no littering, being patient, caring for all creatures, opening the door, being on time, respecting elderly, helping neighbors
Kind	All small acts
Cooperate	Work together
Play Fair	Be good sport, play by rules, take turns, include everyone
Share	Things, activities, treats
No Teasing	Singing, clothing, hair, anything

Do Unto Otters: A Book about Manners

by Laurie Keller

4. Who are our neighbors at school? How should we treat our school neighbors?

Answers will vary. Encourage students to think about the kids that are younger and older in the school.

5. Why do you think the author titled the book *Do Unto Otters*? It sounds like “do unto others.” What is it based on? The first part of the Golden Rule: Do unto others as you would want others to do unto you. What are some examples of ‘doing unto others’? Answers will vary.

6. How can we encourage others to be kind to other students in our school?

Answers will vary but should relate back to some of the key manners from the story.

Writing Prompts

How does it feel when someone is kind to you?

Have you ever been kind to someone even if they haven’t been kind to you? Describe the situation and tell how you felt and how they felt after your act of kindness.

Activities

(Our) Class Rules!

Make a list of rules for “Do Unto Otters” for your classroom. Take a cue from the book and consider making a playful list with word twists and puns (for example, “Share and don’t be shellfish.”)

Kindness Murals

NED says....encourage others to be kind!

Allow students to work individually, with partners or in small groups to create ‘kindness murals.’ Give out large sheets of paper and let groups select ONE of the rules from the story or from your brainstormed list. Try to copy/innovate on the artistic style of the book with lots of little scenes, speech bubbles, examples and details! Take time to walk through the book and discuss the artistic style on each page to remind students of the styles. Show the printable NED mural as an example.



PRINTABLE:

Project Planning Sheet



PRINTABLE:

NED Mural Example

Resources

For more info...

Accelerated Reading Quiz: 159021

Animated Book Trailer: <https://www.youtube.com/watch?v=B5PJxjo7stQ&feature=related>

Name: _____ Date: _____

PROJECT PLANNING SHEET

Create a kindness mural in the style of "Do Unto Otters"!



	EXAMPLE	YOUR MURAL
TITLE	Be Kind	
SUBJECT	Kindness and Encouragement	
EXAMPLES	<ul style="list-style-type: none"> • Include other in games • Use positive words • Write an encouraging note 	
ART STYLES TO USE	<input checked="" type="checkbox"/> Speech Bubbles <input type="checkbox"/> Chalkboard Writing in Background <input checked="" type="checkbox"/> Arrows <input checked="" type="checkbox"/> Illustrations in Circles <input checked="" type="checkbox"/> Small Characters with Comments <input type="checkbox"/> 5 Languages <input type="checkbox"/> White Background <input checked="" type="checkbox"/> Patterned Background <input type="checkbox"/> Detailed Scene <input type="checkbox"/> Artwork in Badges <input type="checkbox"/> Signs on Tree Trunk <input checked="" type="checkbox"/> Variety of Letter Styles <input checked="" type="checkbox"/> Bands of Color in Background	<input type="checkbox"/> Speech Bubbles <input type="checkbox"/> Chalkboard Writing in Background <input type="checkbox"/> Arrows <input type="checkbox"/> Illustrations in Circles <input type="checkbox"/> Small Characters with Comments <input type="checkbox"/> 5 Languages <input type="checkbox"/> White Background <input type="checkbox"/> Patterned Background <input type="checkbox"/> Detailed Scene <input type="checkbox"/> Artwork in Badges <input type="checkbox"/> Signs on Tree Trunk <input type="checkbox"/> Variety of Letter Styles <input type="checkbox"/> Bands of Color in Background



BE KIND!


(even to otters)

I ♥
PING
PONG
TOO!




invite someone
new to play your
favorite game


USE POSITIVE
WORDS



WHAT A
LOVELY
FLIGHT
PATTERN



"DEAR OWL,
YOU PRONUNCIATE
WORDS WEALLY WELL.
- WABBIT "



WRITE AN
ENCOURAGING
note