


PRECISION MONO TRACK



302381	0,5m / 1,5'
302382	1m / 3,25'
302383	1,5m / 5'
302384	2m / 6,5'
302385	3m / 10'
302386	4m / 13,5'
302388	5,5m / 18'

A **PANTHER** &



MAIER BROS. DESIGN




QUICK

Fast, faster, Mono Track.

FEATURES:

- up to 5,5m / 18' length for quick and fast track leveling
- can be used without track sleepers - optional various track sleepers are available
- compatible to Precision Leveling Track and telescopic tubes
- compact transport
- very stable due to precise aluminium profile
- stainless steel cover




Stainless steel cover which can be exchanged

High stability aluminium profile



Track connection with integrated eccentric lock mechanism



compatible to Precision Leveling Track and Starter Track for PLT (302301)



Sleeper for Speedrail / Scaffold Tubes (310449), Sleeper for Telescopic Tubes (302394), Sleeper for PLT + Variable Starter Track (302483), Sleeper 62cm (302389) and Connector (302390)



compact transport due to triangle profile

