



Color Box



Blister



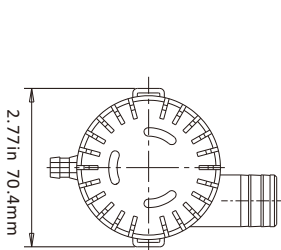
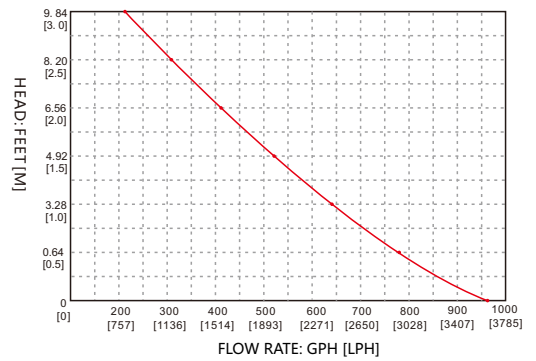
## NON - AUTOMATIC BILGE PUMPS 01 SERIES 500/750/1100 GPH

### FEATURES

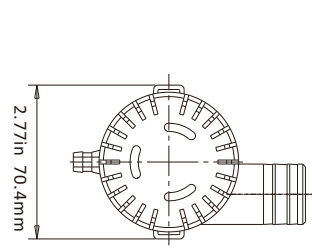
- CE, RoHS, ISO 8846, ISO 8849 standards
- Traditional operation by switch or float switch
- Entirely Submersible
- Run dry capable for workloads
- Quiet operation
- Stainless steel shaft

- Snap-off strainer base for easy maintenance
- Pump and switch are stand alone products
- Sealed efficient, long life motors
- Anti-Airlock protection
- Exclusive moisture tight seals
- Marine grade blocked wiring

### 1100 GPH PERFORMANCE



500 GPH 750 GPH



1100 GPH

### STANDARD PUMP CONFIGURATIONS

Model	Flow rate	Volts	Current	Head	Wire lead	Outlet Dia.	N.W./G.W.
SFBP1-G500-01	500 GPH	12 V	1.6 A	3 m / 10'	1 m / 3'	19 mm/3/4"	0.33/0.40 kg
SFBP1-G750-01	750 GPH	12 V	2.5 A	3 m / 10'	1 m / 3'	19 mm/3/4"	0.33/0.40 kg
SFBP2-G750-01	750 GPH	24 V	1.2 A	3 m / 10'	1 m / 3'	19 mm/3/4"	0.33/0.40 kg
SFBP1-G1100-01	1100 GPH	12 V	3.0 A	4 m / 13'	1 m / 3'	29 mm/1-1/8"	0.38/0.44 kg
SFBP2-G1100-01	1100 GPH	24 V	1.8 A	4 m / 13'	1 m / 3'	29 mm/1-1/8"	0.38/0.44 kg