

■ **Features**

- Power Rating: 600W
- Input Voltage: 120-277Vac
- Constant voltage design
- Output current (0mA-96000mA)
- Efficiency to 94%
- OVP, SCP, OTP, & Over Current Protection
- UL recognized Type HL, Class P
- IP67
- 5-year warranty



\*Product images are for illustrative purposes only and may vary from actual design.

■ **Application**

- Indoor and outdoor applications

■ **Model List**\*(See part number scheme for model number details)

Model Number	Input Voltage Range	Output Power	Output Voltage	Output Current Min.	Output Current Max.	Efficiency	Certification
L2WV-600S005ST	120-277Vac	600W	5V	0mA	96000mA	92%	UL/cUL
L2WV-600S012ST	120-277Vac	600W	12V	0mA	50000mA	93%	UL/cUL
L2WV-600S024ST	120-277Vac	600W	24V	0mA	25000mA	94%	UL/cUL
L2WV-600S036ST	120-277Vac	600W	36V	0mA	16666mA	TBD	UL/cUL
L2WV-600S048ST	120-277Vac	600W	48V	0mA	12500mA	TBD	UL/cUL

■ **Technical Data**

Input voltage range	120-277Vac
Frequency	47-63Hz
Power factor	> 0.95
Output voltage	5-48V
Output power	600W
Max input current	2.4A @ 277Vac
Max input Power	600W
Efficiency	92-94%(Typ.)
Line Regulation	± 1%
Load Regulation	± 1%
Inrush Current	65A @230Vac cold start +25°C
THD	< 20% 50-100% Load
Over Current Protection	Protection type: Constant current limiting, recovers automatically after fault condition is removed
Short Circuit Protection	Hiccup mode, recovers automatically after fault condition is removed
Over Voltage Protection	1.3Vo, Protection type: Hiccup mode, recovers automatically after fault condition is removed

**Technical Sales / Customer Service:** +1-818-338-7788 • Email: [sales@autec.com](mailto:sales@autec.com)  
31328 Via Colinas Suite 102 • Westlake Village, CA 91362 USA • [www.autec.com](http://www.autec.com)

May 27, 2021

■ **Technical Data(cont.)**

Over Temp. Protection	Hiccup mode, recovers automatically after fault condition is removed
Operating Temperature	-35 to +50°C
Max T-case Temp.	92°C
Operating Humidity	10 ~ 100% RH non-condensing
Storage Temp., Humidity	-40 to +85°C, 5 ~ 100% RH
Vibration	10~500Hz, 5G 12min./1cycle, period for 72min. each along X, Y, Z axes
Dimensions	246x84x57mm
Packing	4pcs/carton
Weight	2.4kg

■ **Safety Compliance**

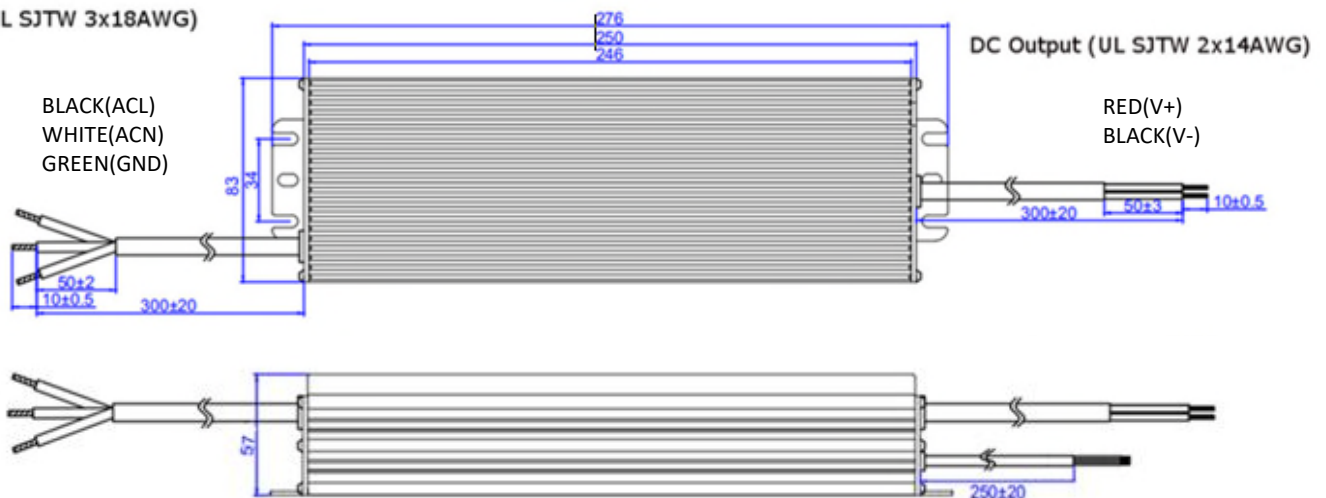
Safety Standards	UL8750, UL935, UL1012, CSA-C22.2 No.107.1, EN61347-1, EN61347-2-13
Withstand Voltage	I/P – O/P: 3.75kVAC
Isolation Resistance	I/P – O/P: 100M Ohms / 500VDC /25°C / 70% RH
EMC Emission	Compliance to EN55015, EN61000-3-2 Class C (≥60% load); EN61000-3-3
EMC Immunity	Compliance to EN61000-4-2,3,4,5,6,8,11; EN61547, EN55024

**Disclaimer:**

Autec Power Systems' (Autec) LED Drivers are Hi-Pot tested during the manufacturing process. Autec assumes no responsibility for secondary Hi-Pot testing at customer location or designated production line(s). Should customer require further Hi-Pot testing, at their own production line, following assembly of the LED Driver into the customer's assembled fixture, Autec requests advance notice. This request must be communicated to Autec in a timely manner and is recommended to be requested at time of issuing each purchase order.

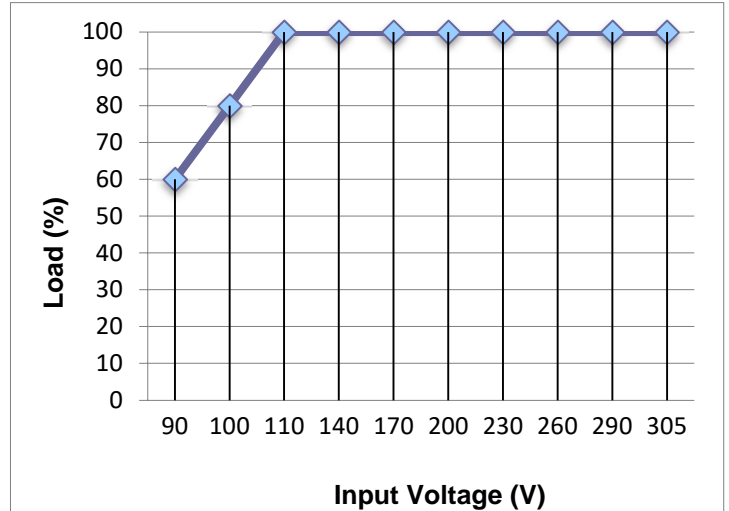
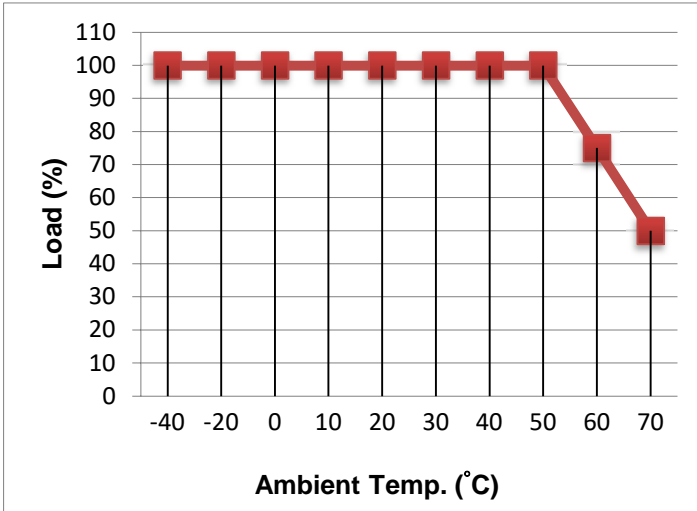
■ **Mechanical Design**

AC Input (UL SJTW 3x18AWG)

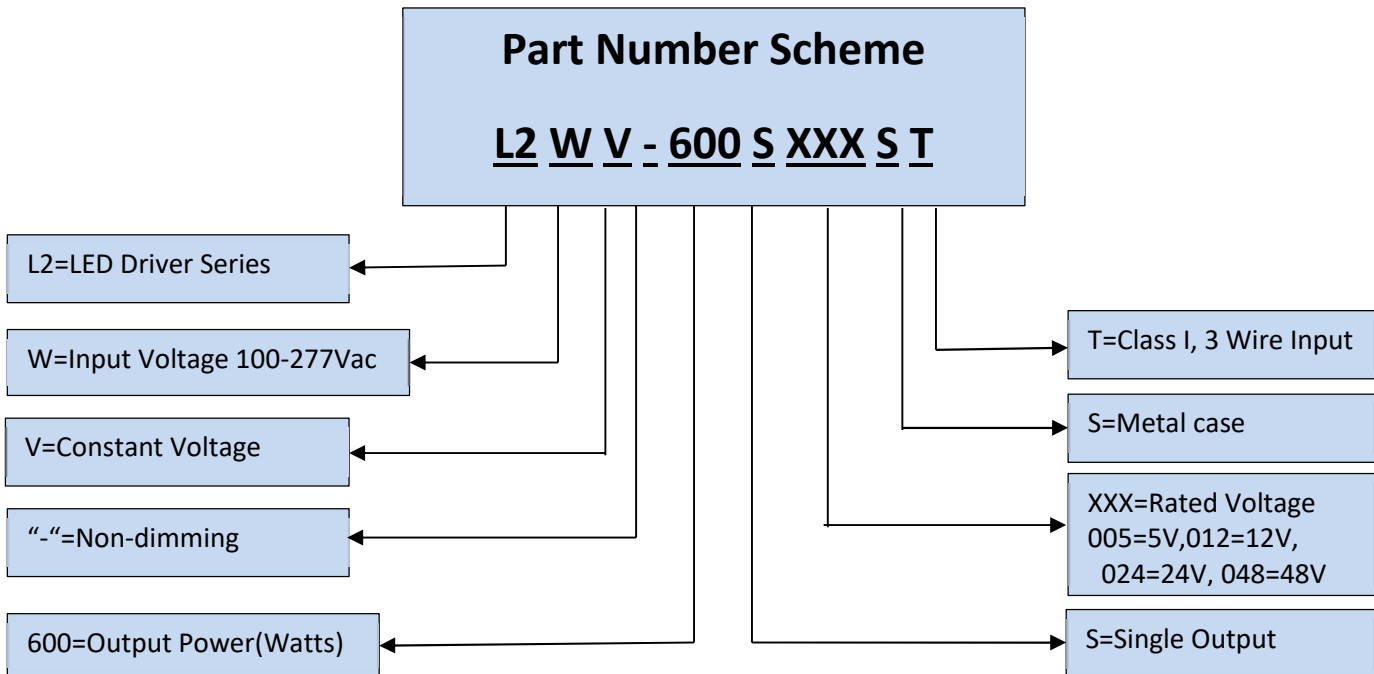


**Technical Sales / Customer Service:** +1-818-338-7788 • Email: [sales@autec.com](mailto:sales@autec.com)  
 31328 Via Colinas Suite 102 • Westlake Village, CA 91362 USA • [www.autec.com](http://www.autec.com)

■ Derating Curve



Note: The Ta vs Load curve is tested @220vac input and without any extra heatsink. The driver can work at a higher Ta if extra heatsink is mounted, as long as the Tc is below Maximum Tc, the driver will work properly.



\*Product images are for illustrative purposes only and may vary from actual design.

\*Specifications are subject to change without notice. Autec is not responsible for issues arising from errors or omissions.

Technical Sales / Customer Service: +1-818-338-7788 • Email: [sales@autec.com](mailto:sales@autec.com)  
 31328 Via Colinas Suite 102 • Westlake Village, CA 91362 USA • [www.autec.com](http://www.autec.com)