

■ Features

- Power Rating: 14W
- Input Voltage: 120-277Vac
- Constant current design
- Output currents (350mA-700mA)
- Fixed output current
- Efficiency up to 80%
- UL Class 2 Output
- OVP, SCP, OTP, & Open Circuit Protection
- IP20
- 5-year warranty



■ Application

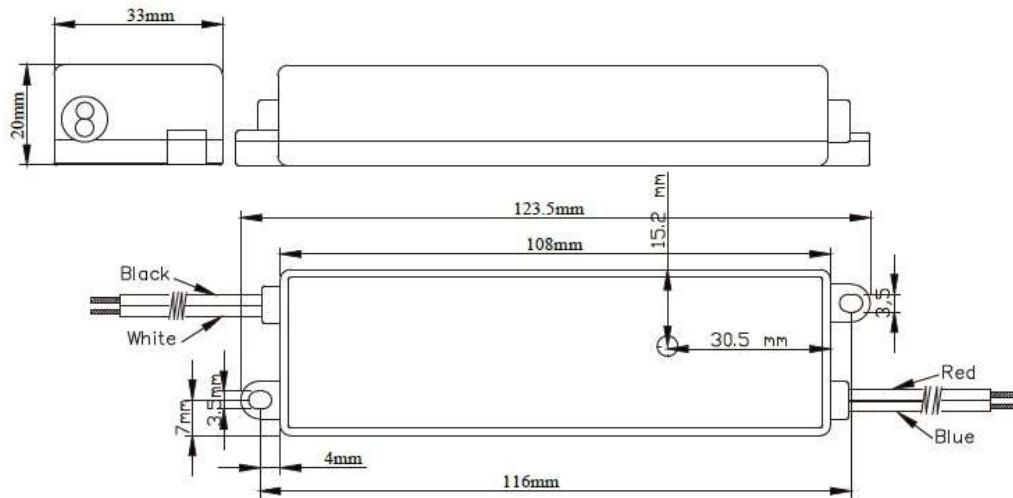
- Damp Locations

*Product images are for illustrative purposes only and may vary from actual design.

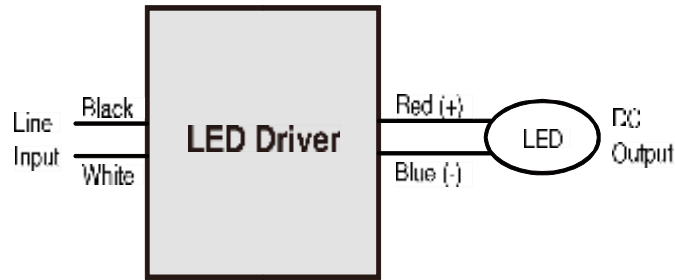
■ Model List *(See part number scheme for model number details)

Model Number	Input Voltage Range	Output Power	Output Voltage	Output Current Min.	Output Current Max.	Efficiency	Certification
LXWC-014S035SS-20	120~277Vac ± 10%	14W	15-40V	350mA	350mA	81% @120V 79% @240V 78% @277V	UL/cUL
LXWC-014S070SS-20	120~277Vac ± 10%	14W	10-20V	700mA	700mA	82% @120V 80% @240V 79% @277V	UL/cUL

■ Wiring Diagram



■ **Wiring Diagram(Cont.)**



Input Wire: 12" UL 1316 #18AWG (Black and White)

Output Wire: 12" UL 1316#22AWG (Red and Blue)

■ **Technical Data**

Input voltage range	120~277Vac ± 10%
Frequency	50/60Hz
Power factor	> 0.9 under 120~277Vac input with 80~100% load condition (for all output currents)
Inrush current	7A @230V
Max input current	0.15A @120V, 0.07A @277V
THD	< 20% under 120~277Vac input with 80~100% load condition (for all output currents)
Load Regulation	± 2%
Line Regulation	± 1%
Current Tolerance	± 5% at full load condition
Turn-on Delay Time	< 0.75s at full load condition
Overshoot	< 10% at full load condition
No Load Power Consumption	< 1W
Ripple & Noise (pk-pk)	< 10%
Withstand voltage	Input to output, 2,000Vdc, 2mA
Leakage current	Maximum 0.5mA at 120Vac, 60Hz input

Technical Sales / Customer Service: +1-818-338-7788 • Email: sales@autec.com

31328 Via Colinas Suite 102 • Westlake Village, CA 91362 USA • www.autec.com

June 14, 2019

■ **Technical Data(cont.)**

Protection	<p>Over voltage protection: Hiccup mode. Protection will trigger when load voltage exceeds specified output voltage and will auto recover after the fault mode is removed.</p> <p>Over current protection: Hiccup mode. Protection will trigger when load current exceeds specified output current and will auto recover after the fault mode is removed.</p> <p>Short circuit protection: Hiccup mode. Protection will trigger when short circuit and will auto recover after the fault mode is removed.</p> <p>Over temperature protection: Protection will trigger when driver overheat and auto-recovery when cooled down.</p>
Operating temperature	-30 to 60°C
Storage temperature	-40 to 85°C
Humidity	5% to 95%
MTBF	570,000 hours
Life rating	TBD
Maximum case Temperature	90°C
Length (L)	4.86" (123.5mm)
Width (W)	1.30" (33mm)
Height (H)	0.79" (21mm)
Mounting (M)	4.57" (116mm)
Packing	0.1kg/unit; 40pcs/carton; 3,120pcs/pallet

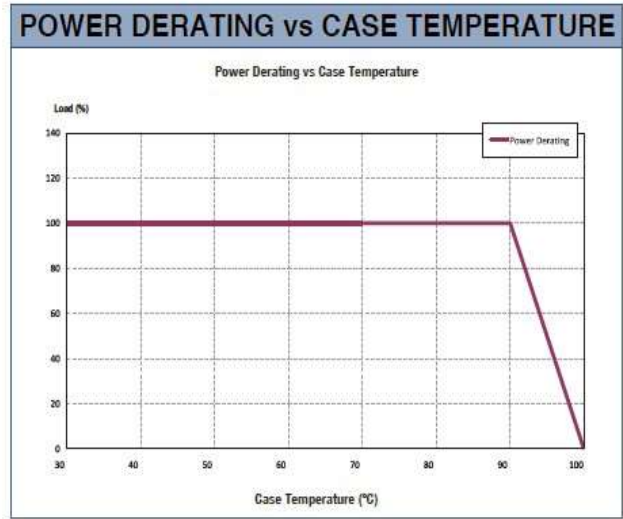
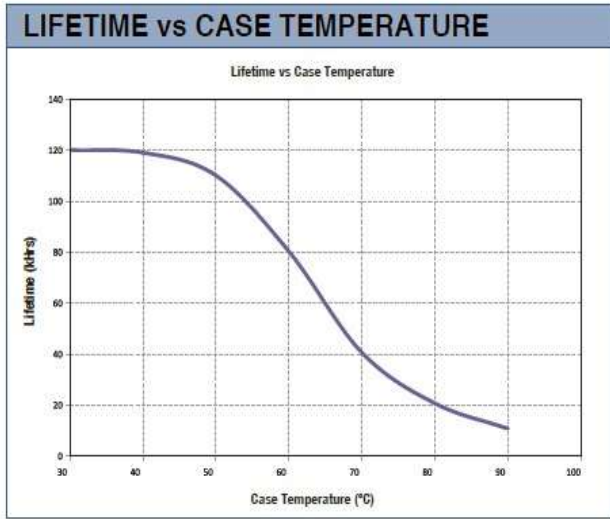
■ **Safety Compliance**

UL/cUL	UL 8750
CE	EN61347-1, EN61347-2-13
FCC, 47CFR Part 15	ANSI C63.4:2009 Class B (Consumer Limit)
EN61000-3-2	Harmonic Current Emissions Class C

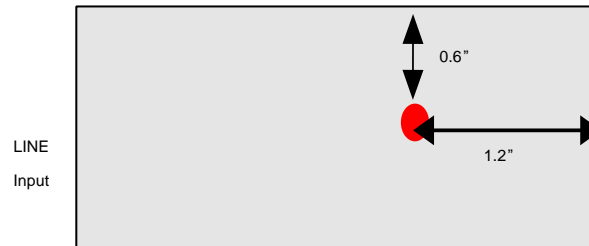
Disclaimer:

Autec Power Systems' (Autec) LED Drivers are Hi-Pot tested during the manufacturing process. Autec assumes no responsibility for secondary Hi-Pot testing at customer location or designated production line(s). Should customer require further Hi-Pot testing, at their own production line, following assembly of the LED Driver into the customer's assembled fixture, Autec requests advance notice. This request must be communicated to Autec in a timely manner and is recommended to be requested at time of issuing each purchase order.

■ **Lifetime vs Case Temperature**

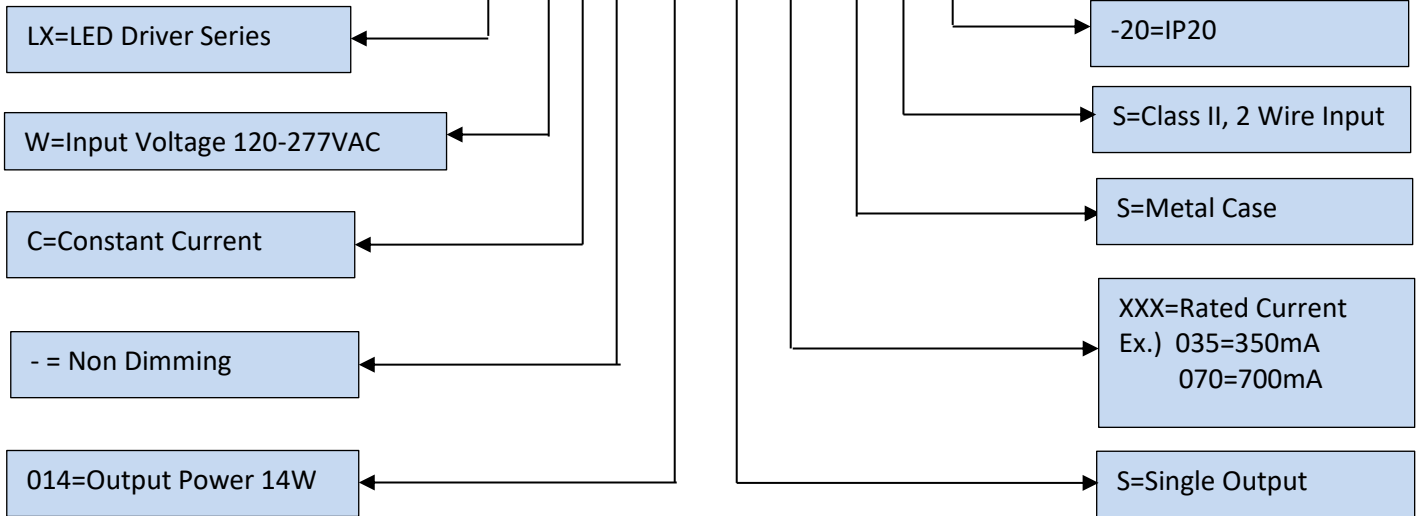


■ **Hottest Spot**



Part Number Scheme

LX W C - 014 S XXX S S -20



***Product images are for illustrative purposes only and may vary from actual design.**

***Specifications are subject to change without notice. Autech is not Responsible for issues arising from errors or omissions.**