



# INSERT SERIES DVI26,000 Grand & Champion



Champion



Grand



The only inserts you will find that encompass all of the most recent technology available including a full electronic package. All our inserts come standard with electronic ignition and a fully loaded operating system available to accommodate all applications; the Deluxe System. The Deluxe System boasts all the bells and whistles including a 7 day programmable remote with thermostat control & 7 stage modulating flame control.

The Deluxe System also has a 6 stage modulating fan so the homeowner can enjoy both radiant and convection heat from one fireplace ...



#100-11091 Bridgeport Rd. B.C. V6X 1T3 Ph:604-231-8923 Fx:604-231-8924

[www. Savannahheating.com](http://www.Savannahheating.com)

# DVI 26,000 Grand & Champion

# INSERT SERIES Natural Gas Insert

Champion w/Split log set



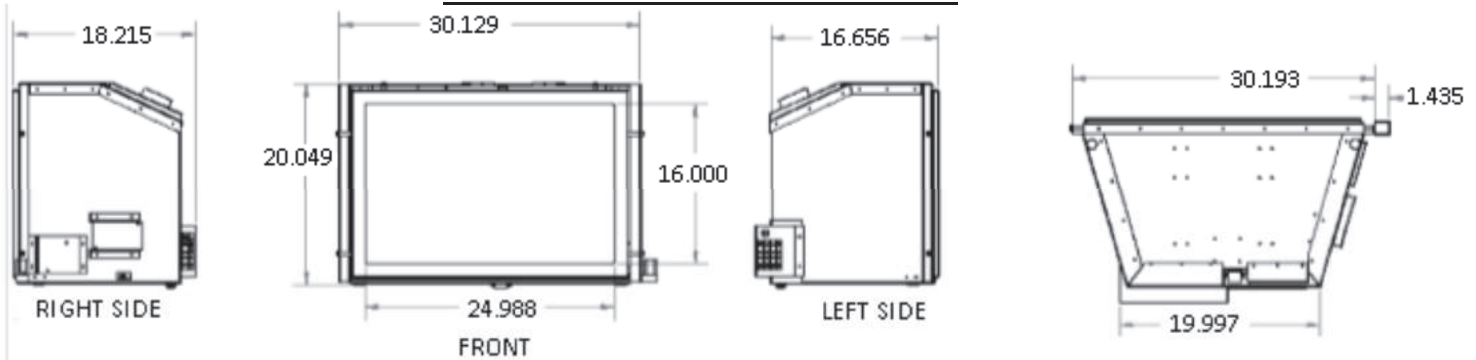
Champion w/East Coast Log Set



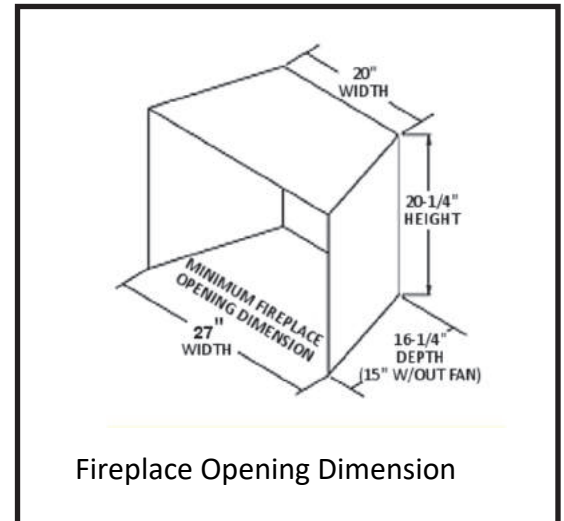
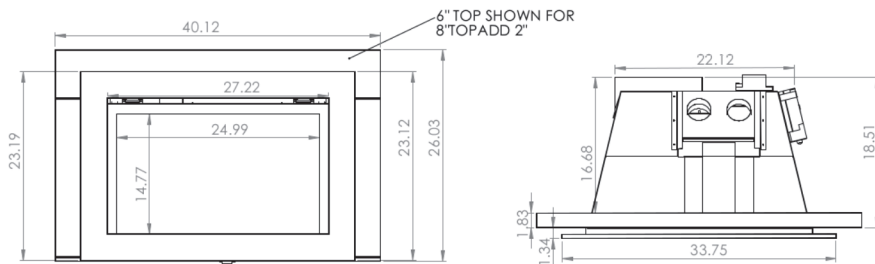
Grand w/Rock and Glass



## DIMENSIONAL INFORMATION



## SURROUND AND SCREEN INFO



- SSTI28—STANDARD 3PC BLACK SURROUND (41" w X28" H)W/SCREEN
- SSTI26 - STANDARD 3PC BLACK SURROUND (41" W X26" H)W/SCREEN
- 4STI - 4 SIDED BLACK SURROUND W/SCREEN
- SSTI28-SLIM - THIN 3PC BLACK SURROUND (41" W X28" H)W/SCREEN
- SSTI26-SLIM - THIN 3PC BLACK SURROUND (41" W X26" H)W/SCREEN
- 4STI-SLIM - THIN 4 SIDED BLACK SURROUND W/SCREEN
- DVISC - SAVEFTY SCREEN ONLY FOR DVI26,000
- Custom surrounds available (please enquire)

### Features

- True Clean Face Design
- 26,000BTU's on High
- 13,000BTU's on Low
- Electronic Ignition
- Ceramic Glass
- Safety Screen
- Ceramic Brick Panels
- Stainless Steel Burner
- 100% Safety Shut Off
- NG or LP

### Deluxe System

- Electronic Ignition
- Fan Kit w/6 stage adjustable fan control
- 7 Stage Modulating Flame Control
- 7 Day Programable Deluxe Thermostat Remote
- \*\*110V power required

