




LED Parking Lot Light

Model: SZ-PK300W-AT3[1;2;3;4;5;6]H-5000K (1.5)

Advantage:

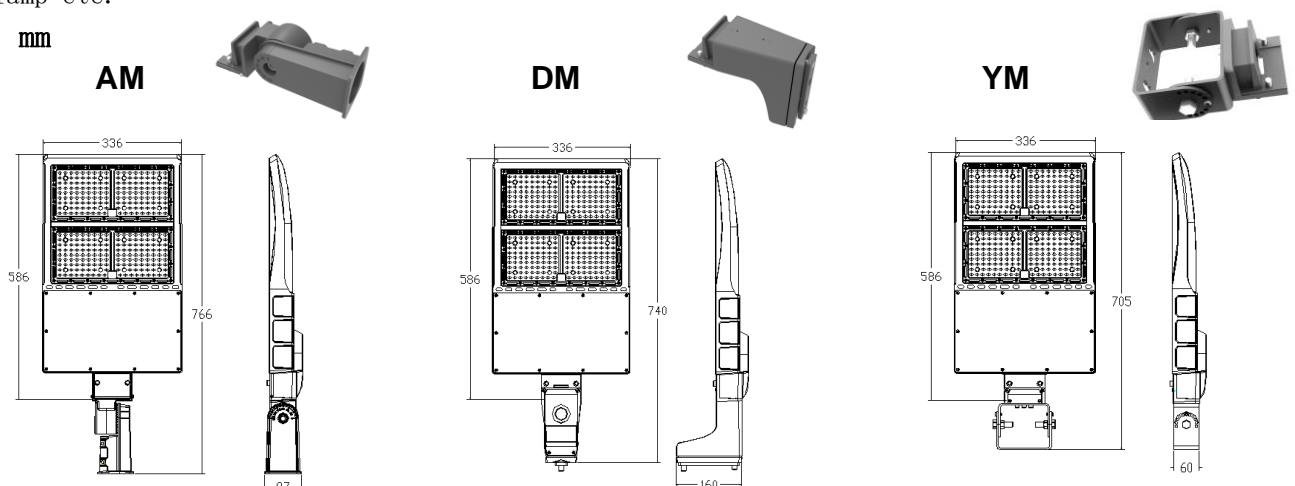
- UL&DLC certificate
- 3030 Chip, high CRI
- Input voltage 200-480VAC
- No UV or IR in the beam
- Easy to install and operate
- Energy saving, long lifespan
- Light is soft and uniform, safe to eyes
- Instant start, NO flickering, NO humming
- Green and eco-friendly without mercury.



Application:

Outdoor basketball court, tennis court.
Badminton court, the football field.
The school playground, stadium.
Community leisure entertainment plaza,
road lamp etc.

Unit: mm



Product Specifications

Product Name	LED parking lot light
Model	SZ-PK300W-AT3[1;2;3;4;5;6]H-5000K (1.5)
Dimension	586*336*81mm

Technical Characteristic

Color temperature	5000K
CRI	>70
Lumen	39000LM
Lumen Efficacy	130LM/W
Input Power	300W
Viewing Angle	Type III, TypeIV, TypeV, (Optional)
Input Voltage	200-480V 50/60Hz
Driver model	SOSEN Driver (1-10Vdc Dimmer / Surge protector)
Optional Accessory	Photocell / Microwave Motion Sensor (Optional)
Mounting Option	Slip Fitter / Direct / Yoke Mount (Optional)
PF	>0.9
Waterproof Rating	IP65

Materials

LED Type	3030/1.5W
LED QTY	308PCS
Housing	Aluminum(ADC12) +PC
Housing color	Brown
Operating Temperature	-40°C TO 45°C
Operating Humidity	10%-90% RH
Storage Temperature	-40°C TO 80°C

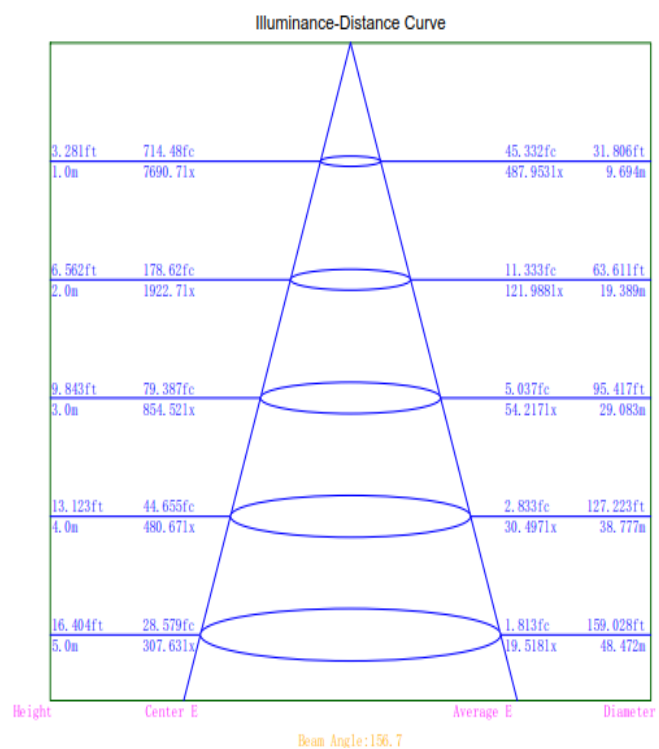
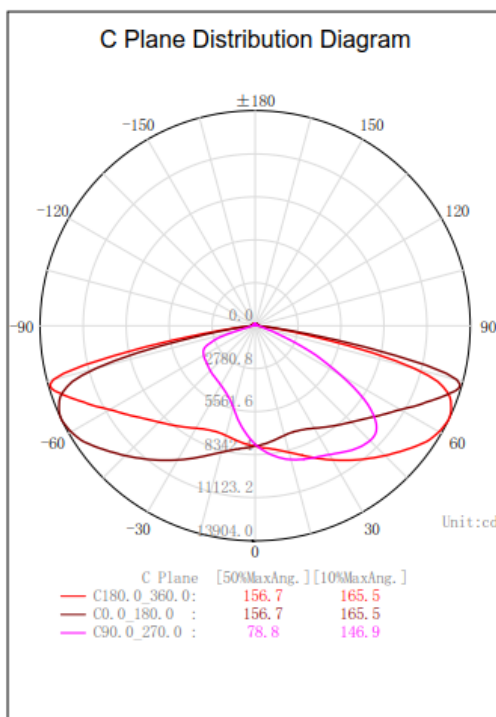
Other

Storage Humidity	10%-95%
Application	Outdoor
Safety Certification	UL&DLC
Warranty Time	5 Years

Light Distribution Testing Parameters

Character Parameter

Lamp Speciality Parameter		Luminaire Speciality Parameter		
Rated Flux(lm):	37380.352	Luminary Flux(lm):	37380.352	
Rated Power(W):	300	Luminary Efficiency:	100.00%	
Rated Voltage(V):	120	Luminary EER(lm/W):	133.549	
Tested Power(W):	279.900	Max. Candela(cd):	13903.966	
Lamps' Inside:	1	Max Cand@Ang. (°):	C=180.0 γ=64.0	
Tested Electrics (V, A, pf):	119.4, 2.348, 0.999	Beam Angle(50%Imax):	156.7(°)	
Lamp Size(W*L*H):	0.260m*0.320m*0.000m	Left=-79.2°, Right=77.5°	IRF(%):	102.127
		Field Angle(10%Imax):	165.5(°)	
		Down Lumens&Percent:	36610.8291m 97.94%	
		Up Lumens&Percent:	769.5231m 2.06%	
		S/MH:	C0_a180=1.893 C90_270=1.378	
		CIE Type:	Semi-Direct	
		ErP φ use(120°):	25709.8861m	



Package

Model	Net Weight	Carton Size	Qty / Carton	Gross Weight
SZ-PK300W-SSL3-ZS[1;2;3;4]5000K (1.5)	8.3KG	640*380*130mm	1 PC	9.4KG
AM bracket	1.43KG	625*235*270mm	10 PC	16.25KG
DM bracket	1Kg	500*360*235mm	8 PC	9.3KG
YM bracket	1.15KG	410*340*175mm	8 PC	10.2KG

