


### LEATHER OPTIONS | COM AVAILABLE



### WOOD OPTIONS



### DESCRIPTION

Upholstered | Ash / Walnut Frame Options

### DIMENSIONS

500W x 485D x 1060H mm | SEAT HEIGHT: 740 mm | 19.7W x 19.1D x 41.7H in | SEAT HEIGHT: 29.1 in

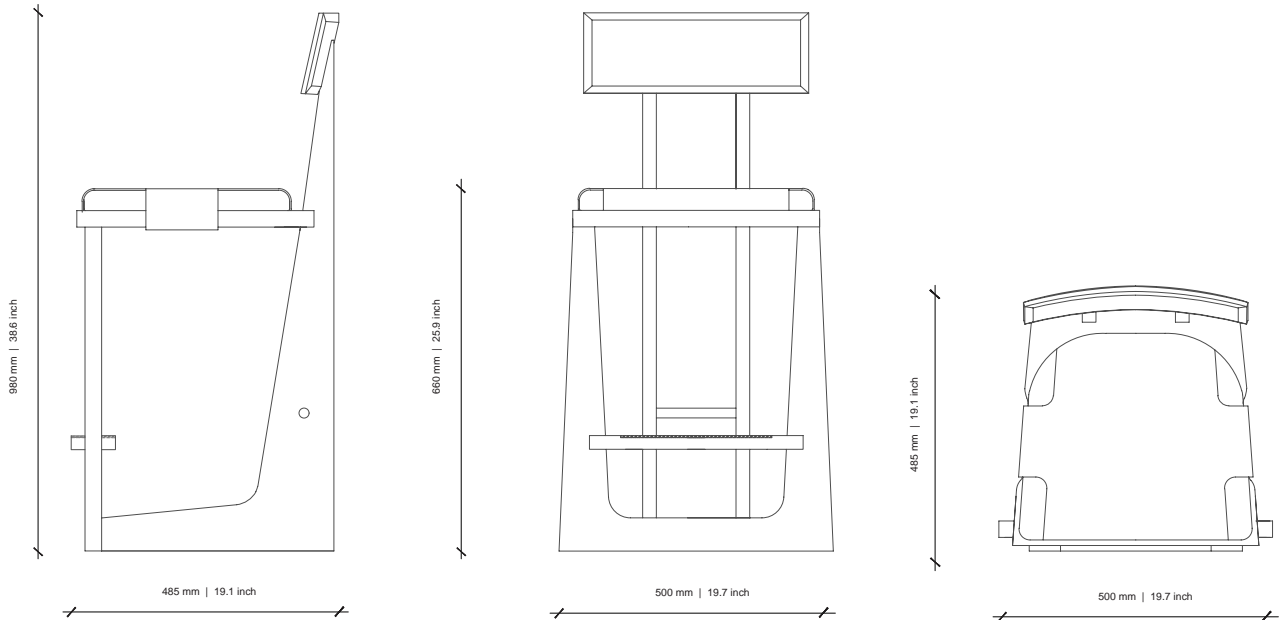
### COM/COL

Plain Fabric: 1m | 0.55yd

Leather: 1.6m<sup>2</sup> | 8.6sq ft

### DISCLAIMERS:


**TIMBER** - Different textures, grains, colouration and densities are all natural characteristics of timbers. We find these variances an inherent and valuable part of the natural beauty of wood, no two pieces are the same making each OKHA design a unique, characterful piece and each product will be different from the next. Timber movement will also occur as this is a natural product.



### LEATHER OPTIONS | COM AVAILABLE



### WOOD OPTIONS



### DESCRIPTION

Upholstered | Ash / Walnut Frame Options

### DIMENSIONS

500W x 485D x 980H mm | SEAT HEIGHT: 660 mm | 19.7W x 19.1D x 38.6H in | SEAT HEIGHT: 26 in

### COM/COL

Plain Fabric: 1m | 0.55yd

Leather: 1.6m<sup>2</sup> | 8.6sq ft

### DISCLAIMERS:

**TIMBER** - Different textures, grains, colouration and densities are all natural characteristics of timbers. We find these variances an inherent and valuable part of the natural beauty of wood, no two pieces are the same making each OKHA design a unique, characterful piece and each product will be different from the next. Timber movement will also occur as this is a natural product.