


### WOOD OPTIONS




Natural Ash



Carbon Ash



Dark Java Ash



Chalk Ash

### METAL OPTIONS



Brushed Oxidised  
Brass




Polished Brass



Sanded &  
Brushed Brass


### DUCO




Black  
High Gloss



Black Satin



Saddle Wood  
High Gloss




Saddle Wood  
Satin




Light Grey  
High Gloss




Light Grey  
Satin




Charcoal  
High Gloss



Charcoal Satin



White  
High Gloss



White  
Satin

### DESCRIPTION

Ash Frame | Brass Feet | MDF Duco Doors

### DIMENSIONS

2235W x 500D x 780H mm | 88W x 19.6D x 30.7H in

### DISCLAIMERS:

**TIMBER** - Different textures, grains, colouration and densities are all natural characteristics of timbers. We find these variances an inherent and valuable part of the natural beauty of wood, no two pieces are the same making each OKHA design a unique, characterful piece and each product will be different from the next. Timber movement will also occur as this is a natural product.

**METALS** - All raw metals; brass, copper, mild steel in their respective finishes are unsealed. Metals in a raw, natural and unsealed state will oxidise and change in colour and tone. This is a completely natural process, therefore all our metal finishes will need to be maintained with an appropriate wax/crème, the application of which will build up a natural sealant over time. **Ferrogain**: a lightly textured matte paint finish.