


Google Slides Tech Talks

- Prepared and delivered by **Kashuan Hopkins**
 - Title: Instructional Technology Specialist
 - Also with: Kurt Bernhardt – Technology Director
 - Email: techteam@opsrc.net
 - Slides: t.ly/ka09 {case sensitive}



What are we doing?

- Introduction & theory (with 3 questions).
- 3 tool questions.
- 4 tool features.
- 4 tool applications.
- “Goodies”, evaluation, and questions.



What are we learning?

“After this training, teachers will be able to **integrate Google Slides** in their classroom to help students **achieve learning goals and acquire 21st century skills.**”

Why are we doing this? Learning Goals &

NEEDED

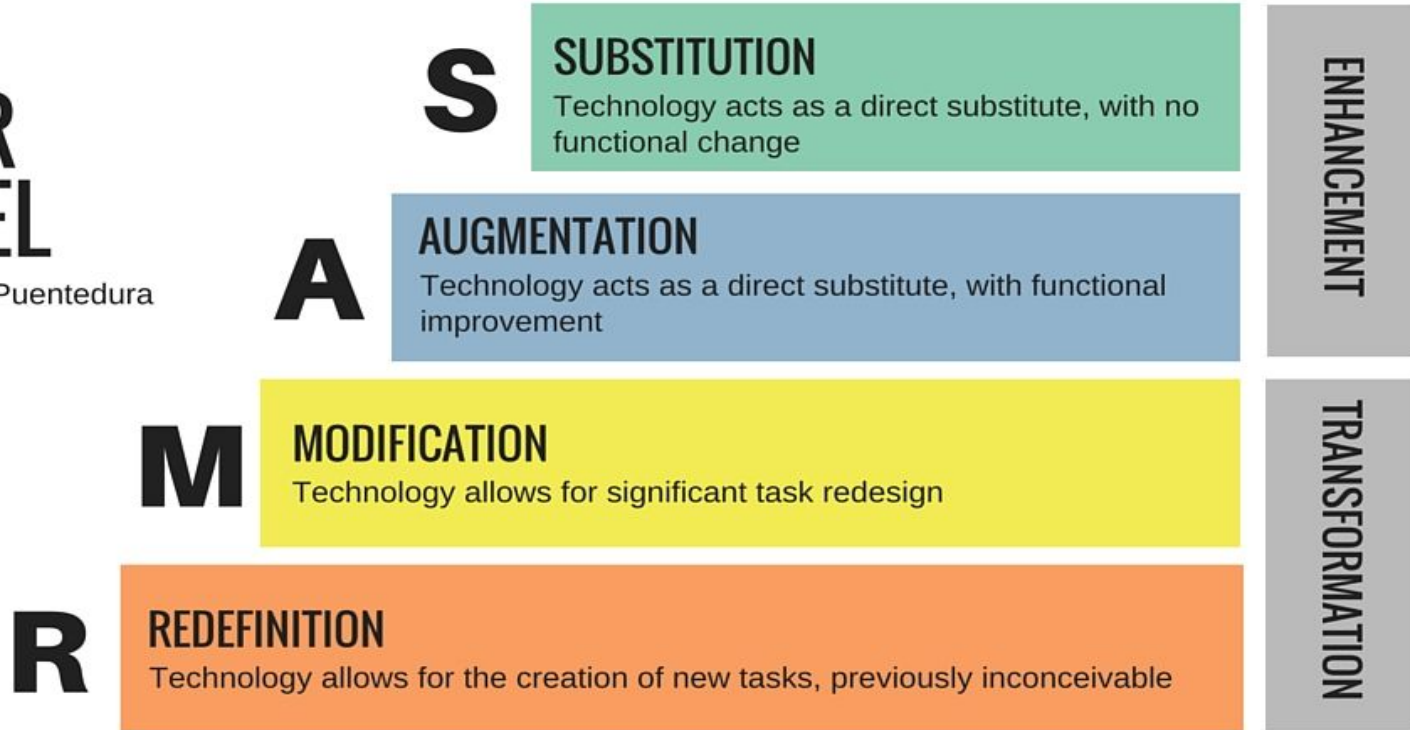
WHAT ARE ~~21ST CENTURY~~ SKILLS? THESE 4 C'S:

C COMMUNICATION	C COLLABORATION	C CRITICAL THINKING	C CREATIVITY
Sharing thoughts, questions, ideas & solutions	Working together to reach a goal. Putting talent, expertise, and smarts to work	Looking at problems in a new way and linking learning across subjects & disciplines	Trying new approaches to get things done equals innovation & invention



How do we do this? – Tech Integration

THE SAMR MODEL



Dr. Ruben R. Puentedura



Google Slides

- What is it? Presentation software that is part of Google Workspace (formerly G Suite).
- What can it do for my classroom? collaborate on slides, easily share products, can add media.
- Where do I access it? If you don't have it already =  Google Slides
click "google apps"  on the google home page or visit slides.google.com.

Google Slides Features with the 4Cs

- Communication - Using the comment feature  for feedback.
 - Highlight → right-click & “comment”, ctrl+alt+M or click 
- Collaborate - use the  button and allow students to “edit” a group presentation.
 - Use “File” → “version history” to track student progress.

Google Slides Features with the 4Cs

- Critical Thinking - make enough slides for every student in one slide deck and have them provide and compare research for one topic.
 - ctrl+M (new slide) or click slide → ctrl+D (duplicate slide).



- Creativity - Trying new approaches to get things done. = Building a daily journal/blog one slide and day at a time using media under "Insert".

“Insert” features sandbox page

Google Slides Applications with SAMR

- Substitution = Use as a **presentation software**.
- Augmentation = Use as a **textbook replacement** with interactive multimedia features or sharable PDF.
- Modification = Build a **research journal** and share with other students for feedback comments.
- Redefinition = Build a **story or self-directed lesson** with multiple paths using links and buttons.
 - [Choice story guide](#)

Google Slides Goodies

- Education Presentation **templates** by Slidesmania =
<https://slidesmania.com/education/>
- 20 **add-ons and extensions** by DTT =
<https://ditchthattextbook.com/supercharge-google-slides/>
- The ULTIMATE Google Slides Teacher Resource by Ditch That Textbook =
<https://ditchthattextbook.com/google-slides/>
- Get started with Google Slides by Google =
<https://edu.google.com/teacher-center/products/slides>
- Choose Your Own Adventure by Gavin Middleton =
https://mrsfranciscoclass.weebly.com/uploads/4/3/7/1/43719119/choose_adventure_google_slide3.pdf



SAMR Goodies

- See How SAMR Works in Real Classrooms by Lynn Erickson = https://blog.mimio.com/see-how-samr-works-in-real-classrooms?hs_amp=true
- 8 Examples of Transforming Lessons Through the SAMR Cycle by Kelly Walsh = <https://www.emergingedtech.com/2015/04/examples-of-transforming-lessons-through-samr/>
- The SAMR Model Explained (With 15 Practical Examples) by Jackson Best = <https://www.3plearning.com/blog/connectingsamrmodel/>

Thank you!

- **Evaluation:** t.ly/ggzK
- Who? Kashuan Hopkins & Kurt Bernhardt
 - Email: techteam@opsrc.net
 - Slides: t.ly/kaO9
 - More: opsrc.net/techtalks

Click these →



OPSRC