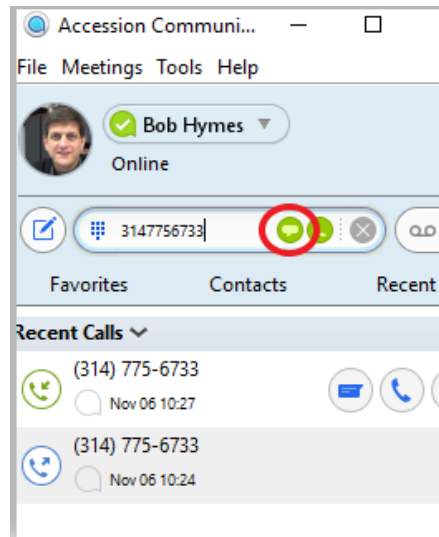


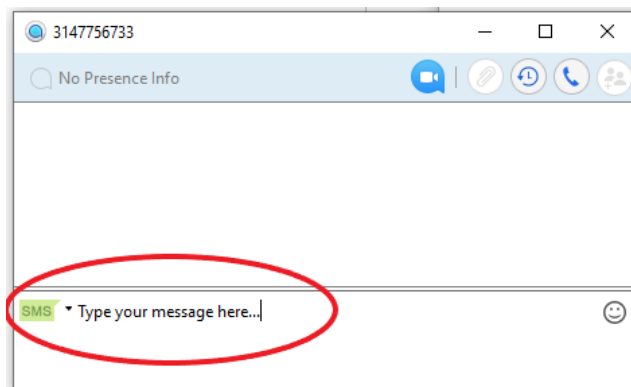
# SEND SMS FROM YOUR ACCESSION DESKTOP OR APP

## *TO SEND SMS from your desktop*

- Log in to Accession Desktop
- Type the cell number you wish to text in the call window



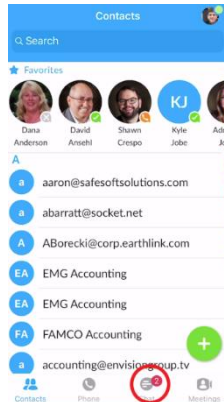
- Select chat/SMS
- Type your message in the bottom box and emoji if desired
- Hit enter to send



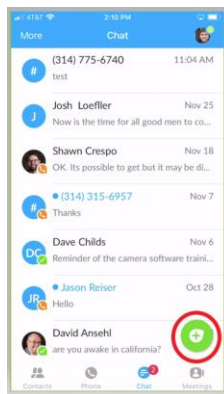
- Replies will return to your Accession desktop window

## TO SEND SMS from your App

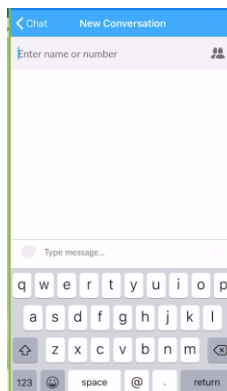
- Log in to Accession App



- Select Chat
- Select the + icon



- Enter the Phone number you wish to send an SMS to



- Enter the message in the lower box
- Your messages and replies will show in the message window