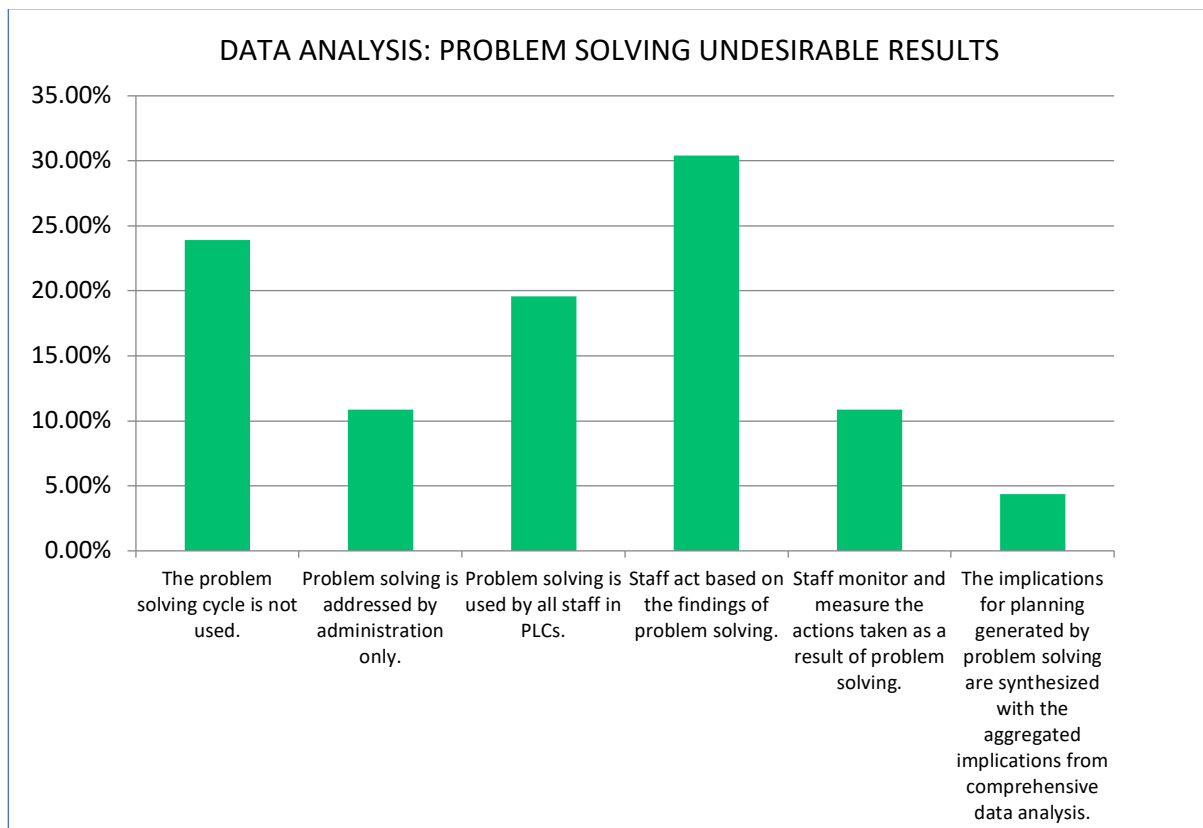
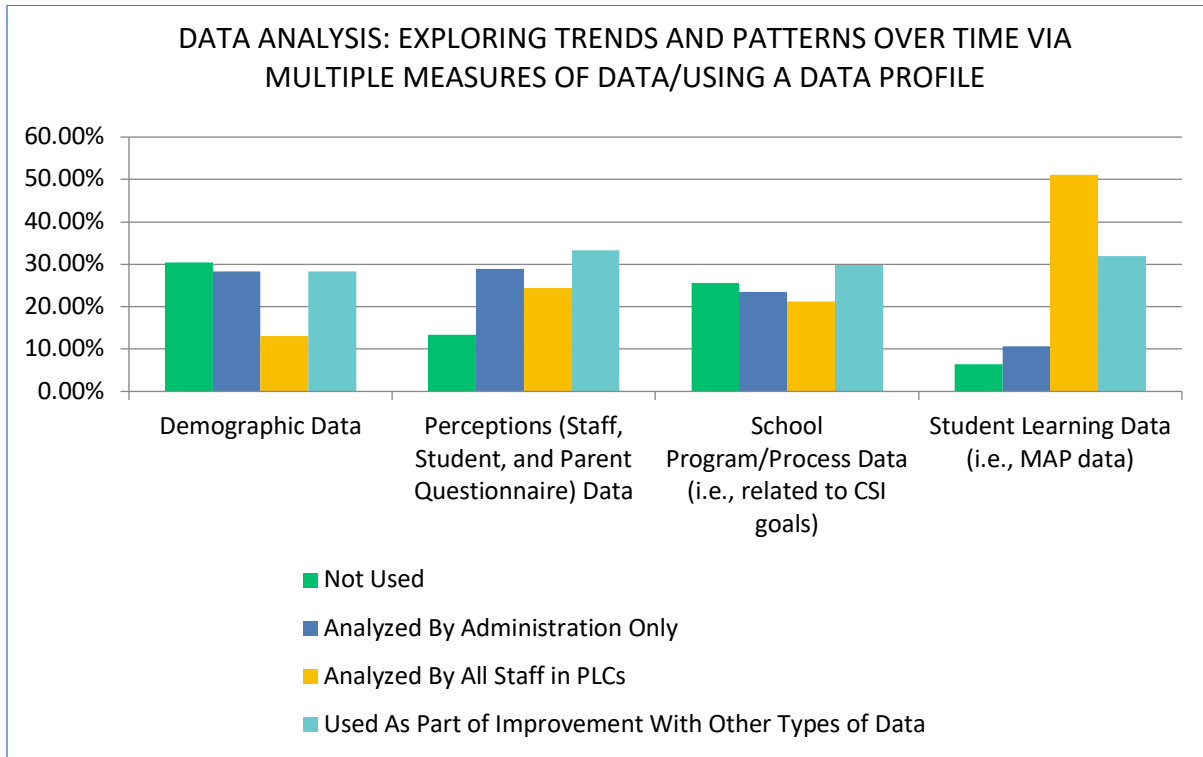
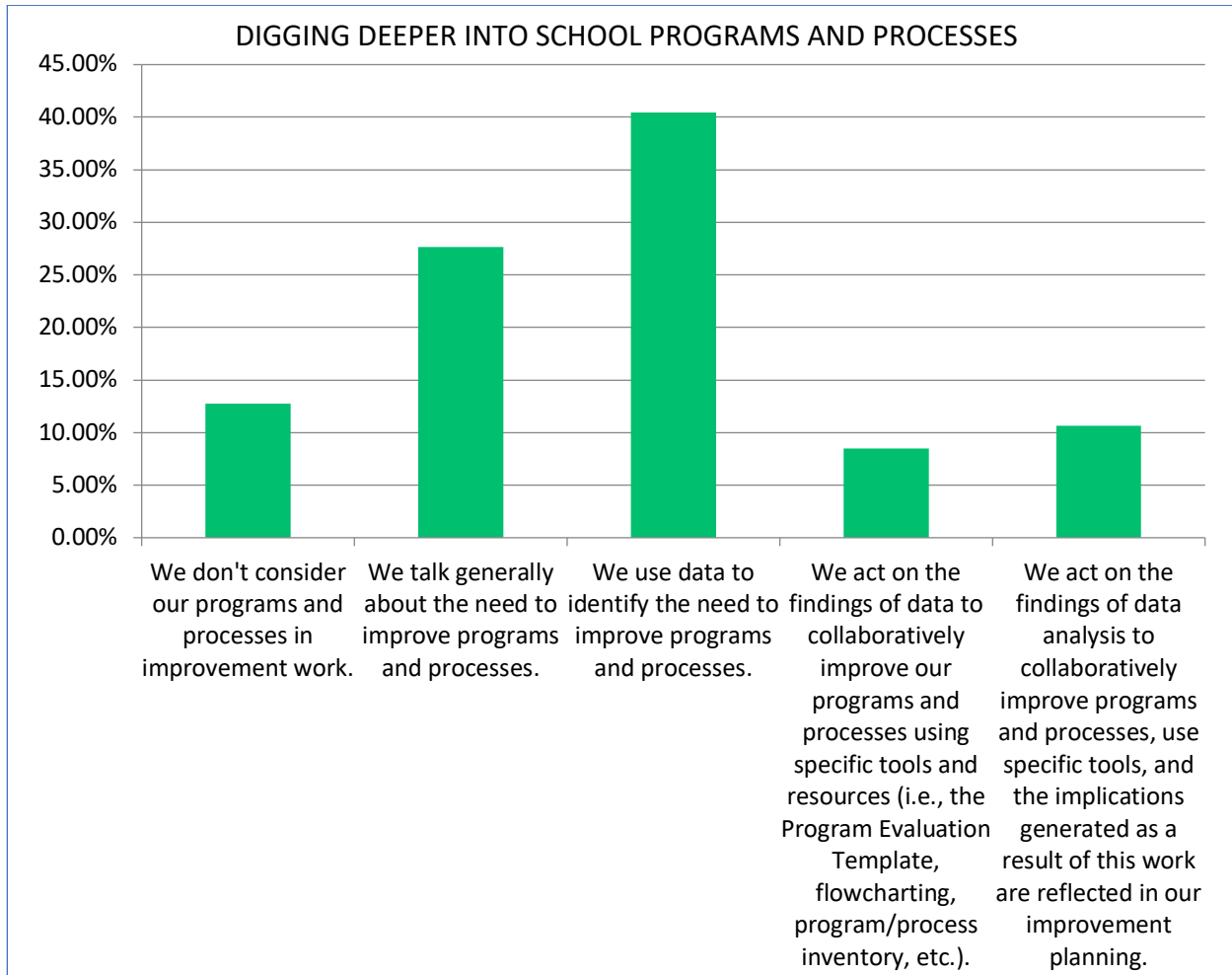


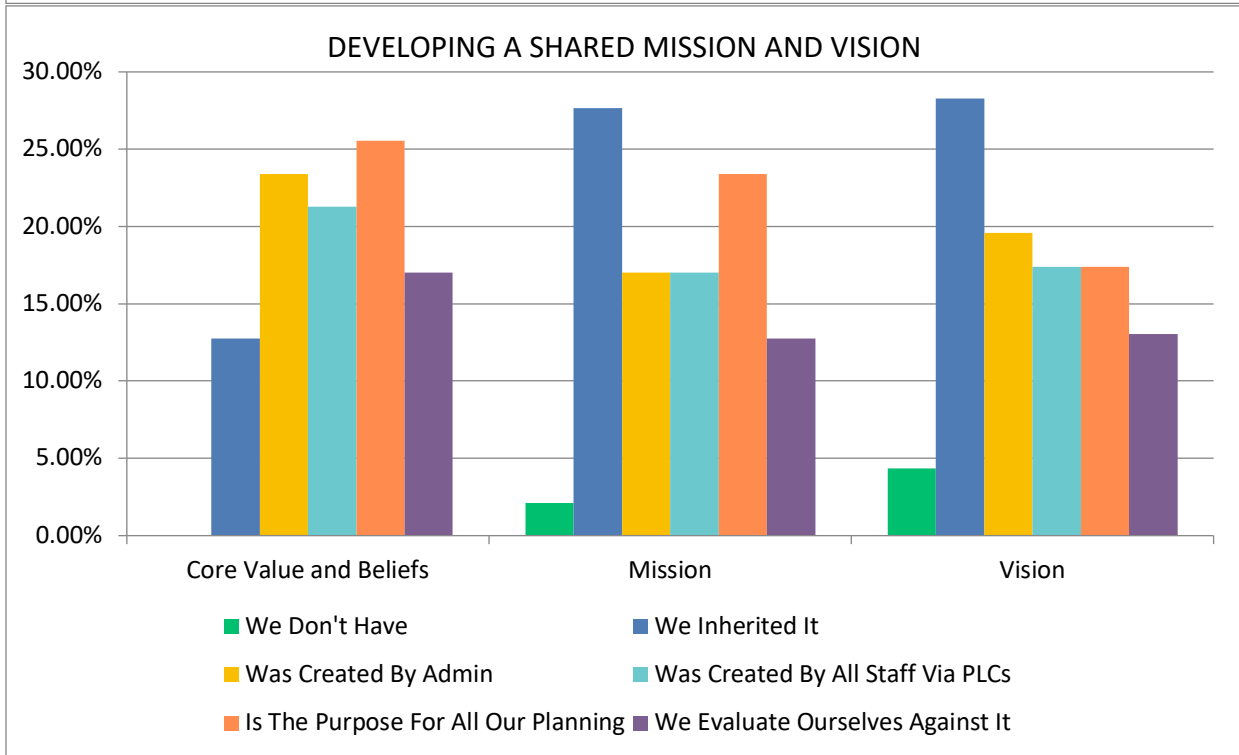
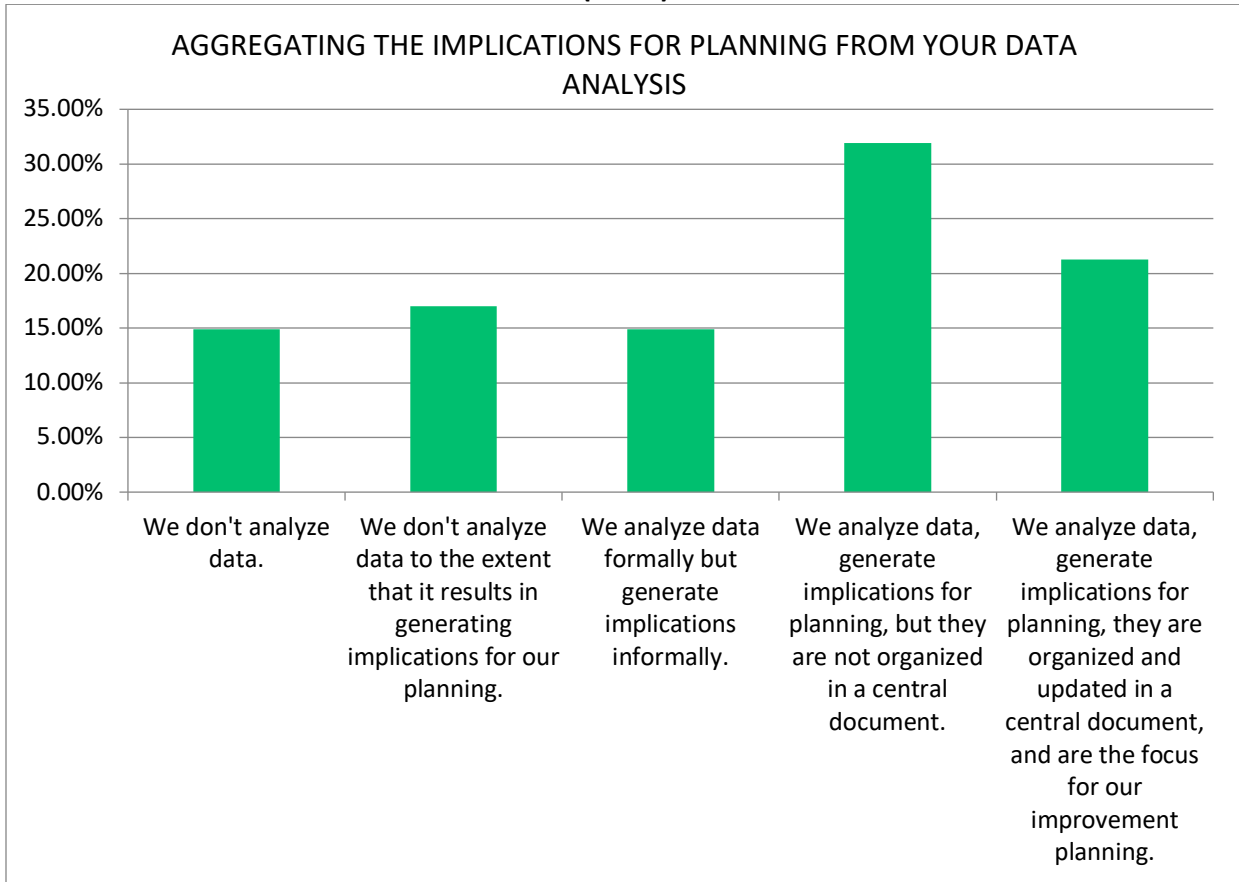
Southwestern Union
Data Analysis for Continuous School Improvement Questionnaire Results
April, 2022
(N=47)



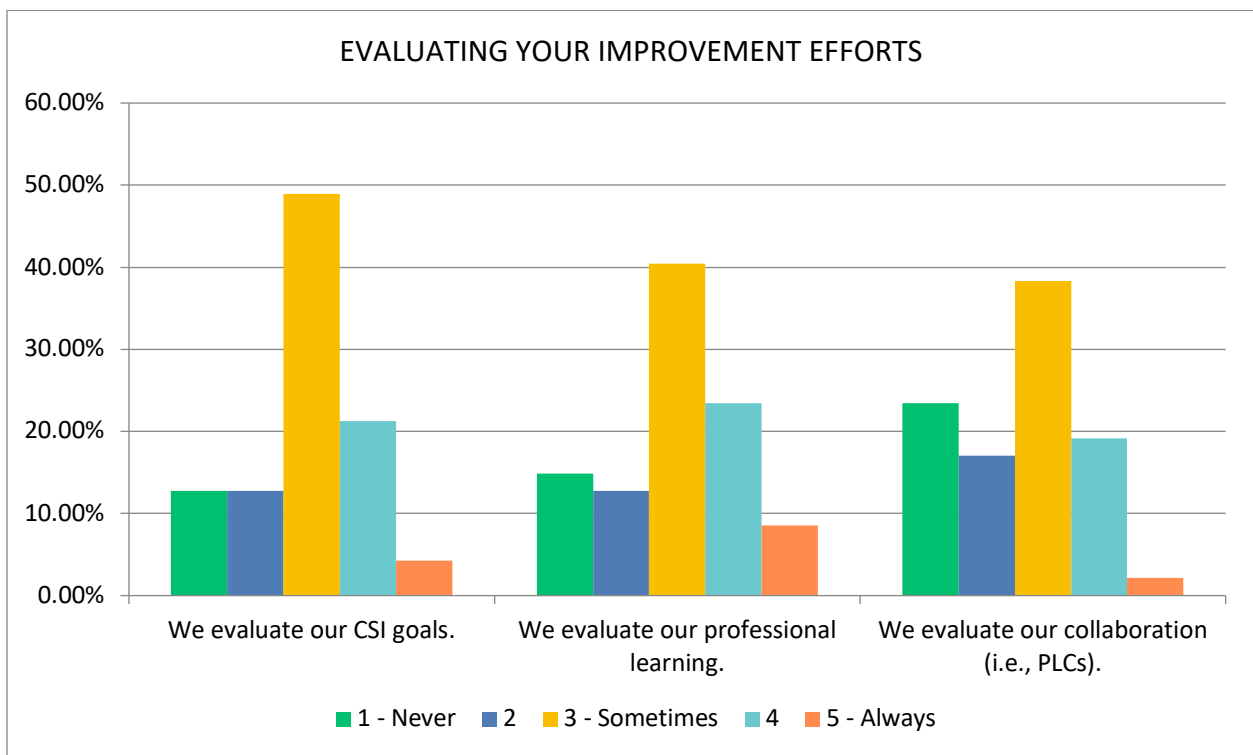
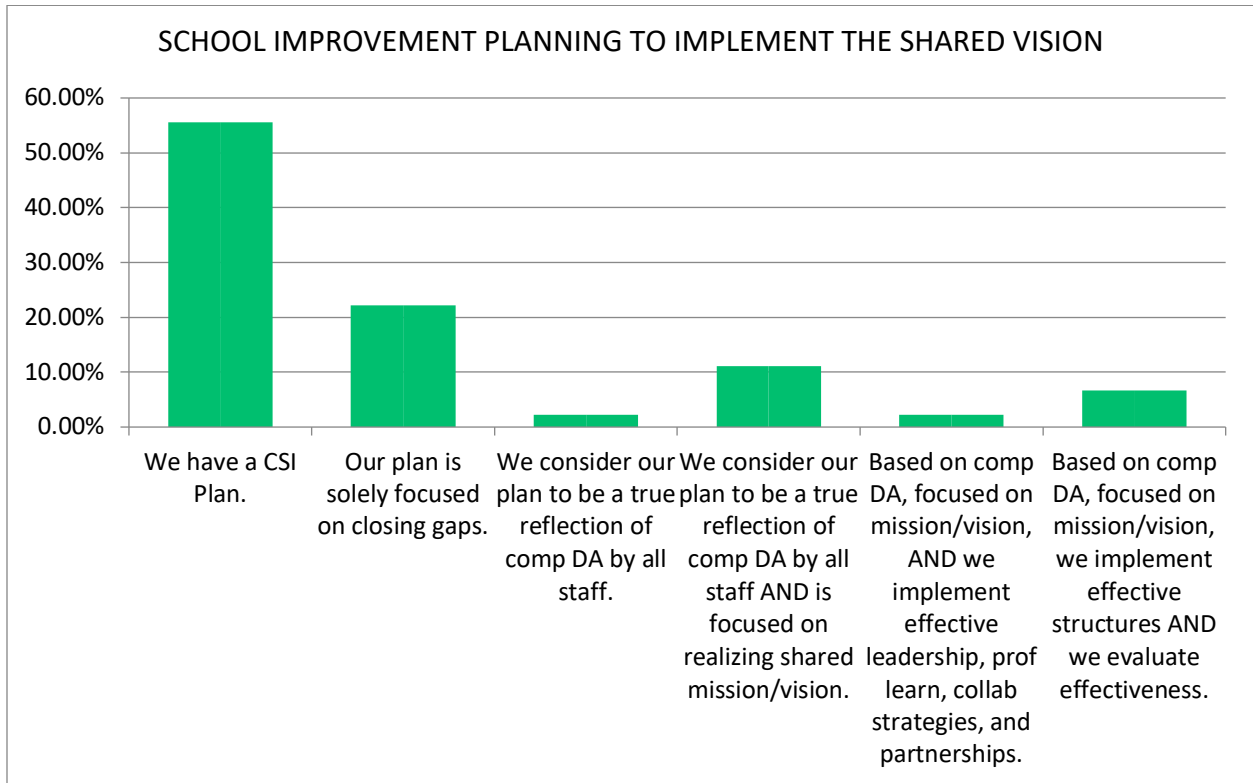
Southwestern Union
Data Analysis for Continuous School Improvement Questionnaire Results
April, 2022
(N=47)



Southwestern Union
Data Analysis for Continuous School Improvement Questionnaire Results
April, 2022
(N=47)



Southwestern Union
Data Analysis for Continuous School Improvement Questionnaire Results
April, 2022
(N=47)



Southwestern Union
Data Analysis for Continuous School Improvement Questionnaire Results
April, 2022
(N=47)

1. With respect to Continuous School Improvement, what are we doing well?

- The school is growing. We are adding Pre-K next school year so Pre-K and Kindergarten will be in a separate classroom. Our school has a plan that is being implemented to get new computers or Chromebooks, whatever is needed on a replacement plan as needed so we are never in the situation of having to replace every computer at one time.
- I do not know
- Mission and Data Analysis/Vision
- We make changes based on data. We have been very successful at rebranding and making changes that attract more students.
- We meet as a staff every day and then for PLC and/or CSI on Wednesday afternoons
- We make changes based on data. We have been very successful at rebranding and making changes that attract more students.
- We try to improve yearly.
- Talking with all parties involved: parents, teachers, and board.
- We are continuously setting of activities designed to bring gradual, ongoing improvement to our test scores through constant review, measurement, and action.
- Using MAPS data consistently to make adjustments and target learning
- Checking survey data and analyzing strengths and weaknesses.
- we are meeting all the goals that matter
- We are meeting our goals.
- We are meeting our goals
- We have met many of our goals and working one I think.
- Goals are being met
- I think there is a legitimate desire by the administration to improve.
- Love the initial training when first rolled out.
- Only that we read it and discuss it at times to ask ourselves how well are we accomplishing this.
- Keep up to date with current trends and making adjustments.
- No comment
- With respect to what the union is doing well or poorly I can not say as there is a lot of work that we need to do as a school to begin implementing this process. I have started working on several things that need improved and will be developing the CSI in the coming months.
- Admin discusses it and implements plans. Teachers individually look at MAP scores and make adjustments.
- Aligning curricular and extracurricular activities to Mission, Vision, Philosophy
- There are lots of opportunities to talk about it.
- Essentially not being implemented other than an occasional mention by the Academic VP.
- Our best practices are aligned to our mission and vision. We are focused on CSI and work towards it every year.

2. With respect to Continuous School Improvement, what do we need to do better?

- More training is needed for teachers in using new programs or technologies.
- everything

Southwestern Union
Data Analysis for Continuous School Improvement Questionnaire Results
April, 2022
(N=47)

2. With respect to Continuous School Improvement, what do we need to do better? (continued)

- Implementation strategies
- Set aside time to evaluate more frequently i.e. second semester, not just the beginning of the school year.
- Create an actual list and time frame. Something more visual.
- Set aside time to evaluate more frequently i.e. second semester, not just the beginning of the school year.
- Learning environment needs to be improved
- deliberately implementing CSI.
- At my current position, there has been no discussion about CSI. Increase communication about the process and create more accountability for schools.
- We should collaborate with other teachers across the conference and see what is working or not working and help each other
- Middle school students (8th grade) need an option to start advanced level classes- high school level classes. Public schools have this option. Otherwise, our smartest kids will always be a year behind. You can differentiate but it doesn't make a difference at the high school level. They will be a year behind and score lower than what they should on SAT tests.
- Setting clear and achievable goals.
- Delegate it to the school board or someone else who actually has time to deal with it.
- less paperwork, less waste of time on admin work
- Evaluate more often.
- Evaluate more often
- We should evaluate it more frequently.
- Evaluate more often
- My input is neither needed nor appreciate. Admin decides and we are just to do.
- Could use more on going training/instructions to help keep schools and administrators on track.
- Check data and see if we can improve it.
- Compare more data and continue school improvement plants.
- No comment
- Involve the staff. I do not even know what the plan is or where to find it. I am sure there is one. But I do not feel involved nor do I feel encouraged to get involved. Also, an "I'm not sure" button would be helpful on this survey because I did not know the answer to many of the questions. I chose what I think to be true, but I'm not sure on many of them.
- Need professional development
- Whatever you feel is best.
- Begin the process of implementing the CSI plan for our school from the ground up.
- There is no formal plan as far as I understand and most of it is discussed and decided amongst the administration with little to no input from staff. Staff are not asked, but told about the improvements being made for the most part.

Southwestern Union
Data Analysis for Continuous School Improvement Questionnaire Results
April, 2022
(N=47)

DEMOGRAPHICS

Conference:			Job Type:		
	Responses			Responses	
Arkansas/Louisiana	12.77%	6	Early Childhood Staff	4.35%	2
Oklahoma	19.15%	9	Elementary Staff	34.78%	16
Southwest Region	8.51%	4	High School Staff	30.43%	14
Texas	51.06%	24	Elementary Administration	10.87%	5
Texico	8.51%	4	High School Administration	13.04%	6
			Conference Administration	0.00%	0
			Other	6.52%	3
School Size:			Number of Years Working In Education:		
	Responses			Responses	
One Teacher	6.38%	3	1-5	8.51%	4
Two Teachers	8.51%	4	6-10	14.89%	7
Three Teachers	6.38%	3	11-15	23.40%	11
Four+ Teachers	78.72%	37	16-20	14.89%	7
			20-25	10.64%	5
			26+	27.66%	13
School Grade Levels:			Number of Years Working In ADVENTIST Education:		
Answer Choices	Responses		Answer Choices	Responses	
Grades K-8	28.26%	13	1-5	12.77%	6
Grades 9-12	23.91%	11	6-10	19.15%	9
Combination of the Above	47.83%	22	11-15	27.66%	13
			16-20	14.89%	7
			20-25	8.51%	4
			26+	17.02%	8