



THE PUNISHER

POWB-720

2-Panel Hub Blind


SET UP INSTRUCTIONS

WARNING: Read all instructions and safety warnings and follow them thoroughly. Failure to follow these instructions may result in serious injury or death.


Step 1: Remove blind from carry bag. Spread blind out camo side down with the hubs facing up.

Step 2: While holding a corner of the blind with one hand, push the center of the hubs down with the other hand until the hubs expand outward.

STEP 1



STEP 2



Step 3: Lay out the left wall and separate the hook and loop along the bottom.

Step 4: Insert the bottom support into the sleeve at the bottom of the left hub. Wrap the bottom of the left wall up over the bottom brace and secure with the hook and loop.

STEP 3




STEP 4



Step 5: Unlock the cam lock on the vertical support and raise support to top of the left wall. Insert the top support into the sleeve at the top of the left hub. Wrap the top of the left wall around the top support and secure with the hook and loop.

Step 6: Wrap the top and top left of the left wall around the top section of the vertical support and secure with the hook and loop.

Step 7: Place blind in the desired location and secure each corner to the ground using the ground stakes supplied. To reinforce the blind from the wind, attach the tie down ropes to each wall hub loop and stake to the ground.



TAKE DOWN INSTRUCTIONS: Follow steps 1-7 in reverse.

WARNING: Read all instructions and safety warnings and follow them thoroughly. Failure to follow these instructions may result in serious injury or death.

SAFETY WARNINGS

WARNING: THIS PRODUCT IS NOT FIREPROOF. The fabric will burn if it comes into contact with an open flame or fuel source. DO NOT cook inside a tent: DO NOT smoke inside a tent: DO NOT store flammable liquids inside a tent. Keep product away from direct flame. Failure to follow this warning may result in serious injury or death.

WARNING: This product is for hunting purposes only. It is not to be used as a camping tent or for any other function. Failure to follow this warning may result in serious injury or death.

WARNING: Do not use devices that produce fumes inside of blind. Vapors and fumes could result in carbon monoxide poisoning, serious injury or death.

WARNING: Do not allow children or adults to use lighted candles, matches, or other sources of fire near this product. Failure to follow this warning may result in serious injury or death.

WARNING: Do not allow material to cover your face. This may result in serious injury or death.

WARNING: Do not allow children to use this product without direct adult supervision. Failure to follow this warning may result in serious injury or death.

WARNING: Exercise EXTREME caution when using fuel-powered lanterns or heaters inside a tent and use battery operated lanterns whenever possible.

Failure to follow this warning may result in serious injury or death.

TIPS FOR INCREASING PRODUCT LONGEVITY

Always store your blind in a cool dry place and make sure that your blind is completely dry and clean before storing in a carrying bag. Never leave your blind outside any longer than needed. This material may fade after long periods of time in direct sunlight. Pooling of rain or snow may cause permanent damage to your blind.