

# Bounce Cards for Primary Grades (Spanish and other L1s)

GRADES K-3

## GUIDELINE KEY

This resource is related to the following ELSF Guidelines:

## SUBJECT

MATH

## AREA OF FOCUS

I

IV

## GUIDELINE

1

12

## SPECIFICATION

1B

12A

## Description of resource and intended audience:

These conversation starters stress the importance of active listening and student discourse, and can be used in any content area. The cards provide three ways for students to participate in a conversation by adding on to what someone said (Bounce), summarizing or paraphrasing to add clarity (Sum It Up), or asking questions (Inquire). For Spanish-speaking students, we have provided the bounce card template on page 3. For other L1s, use the blank card template on page 4.

**Materials needed:** Bounce Cards, Discussion Prompts.










**Approximate time needed:** Varies.










## Instructions:

1. Cut apart the conversation cards so that one card can be given to each student in groups of three. Each person will have a role based on the card they get (Bounce, Sum it Up, or Inquire).
2. Select two students to model a conversation with you for the class, but practice with them ahead of time.
3. Model the conversation
4. Discuss three ways to respond in conversation.
5. Allow students to practice.

## Alternate Instructions:

1. Once students are familiar with each role, you can cut apart an entire row so that every person in the group can Bounce, Sum it Up, or Inquire.
2. Select two students to model a conversation with you for the class, but practice with them ahead of time.
3. Model the conversation.
4. Allow students to practice.

<p><b>Rebota</b></p>  <p>Comparte tu idea con tu amigo.</p> <ul style="list-style-type: none"> <li>• Eso me hace acordar a...</li> <li>• Estoy de acuerdo porque...</li> </ul>	<p><b>Súmalo</b></p>  <p>Cuenta lo que tu amigo dijo.</p> <ul style="list-style-type: none"> <li>• Lo que dijiste es...</li> <li>• Entonces, ¿tú piensas que...</li> </ul>	<p><b>Pregunta</b></p>  <p>Hacele una pregunta a tu amigo.</p> <ul style="list-style-type: none"> <li>• Dime más sobre...</li> <li>• ¿Cómo te sientes sobre...</li> </ul>
<p><b>Rebota</b></p>  <p>Comparte tu idea con tu amigo.</p> <ul style="list-style-type: none"> <li>• Eso me hace acordar a...</li> <li>• Estoy de acuerdo porque...</li> </ul>	<p><b>Súmalo</b></p>  <p>Cuenta lo que tu amigo dijo.</p> <ul style="list-style-type: none"> <li>• Lo que dijiste es...</li> <li>• Entonces, ¿tú piensas que...</li> </ul>	<p><b>Pregunta</b></p>  <p>Hacele una pregunta a tu amigo.</p> <ul style="list-style-type: none"> <li>• Dime más sobre...</li> <li>• ¿Cómo te sientes sobre...</li> </ul>
<p><b>Rebota</b></p>  <p>Comparte tu idea con tu amigo.</p> <ul style="list-style-type: none"> <li>• Eso me hace acordar a...</li> <li>• Estoy de acuerdo porque...</li> </ul>	<p><b>Súmalo</b></p>  <p>Cuenta lo que tu amigo dijo.</p> <ul style="list-style-type: none"> <li>• Lo que dijiste es...</li> <li>• Entonces, ¿tú piensas que...</li> </ul>	<p><b>Pregunta</b></p>  <p>Hacele una pregunta a tu amigo.</p> <ul style="list-style-type: none"> <li>• Dime más sobre...</li> <li>• ¿Cómo te sientes sobre...</li> </ul>

<p>_____</p>  <p>•</p> <p>•</p>	<p>_____</p>  <p>•</p> <p>•</p>	<p>_____</p>  <p>•</p> <p>•</p>
<p>_____</p>  <p>•</p> <p>•</p>	<p>_____</p>  <p>•</p> <p>•</p>	<p>_____</p>  <p>•</p> <p>•</p>
<p>_____</p>  <p>•</p> <p>•</p>	<p>_____</p>  <p>•</p> <p>•</p>	<p>_____</p>  <p>•</p> <p>•</p>