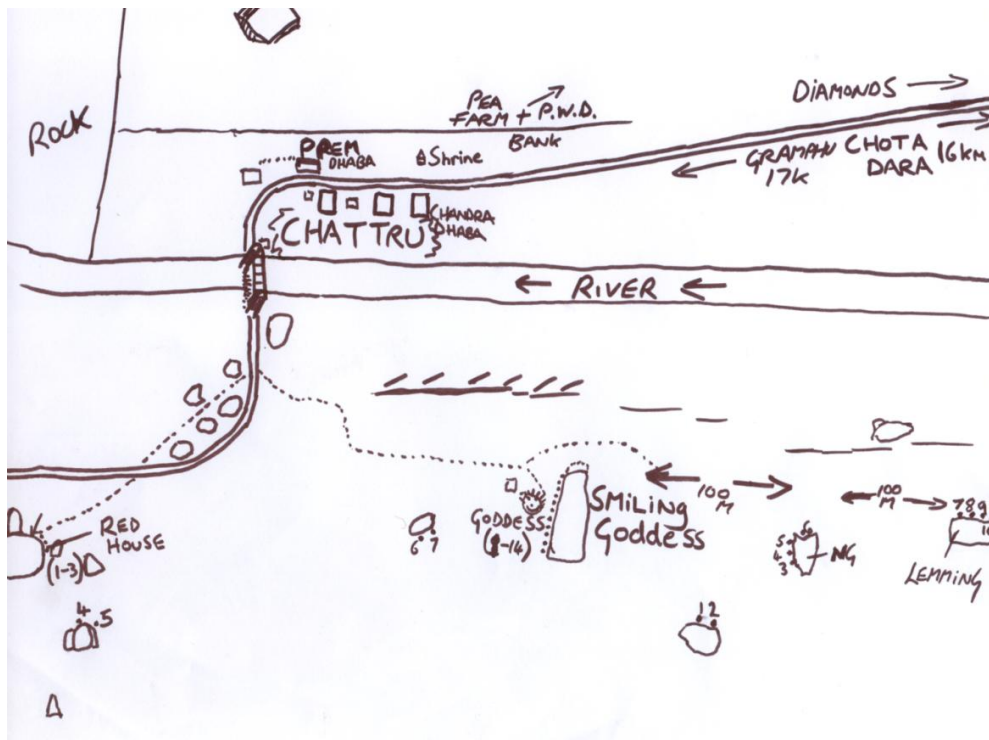


INTRODUCTION

Unlike Chotadara this dhaba outpost is not in a sea of boulders but there is good stuff nearby and the Diamonds area is just 1km up the road. Climbers stay at Laloo's Chandra dhabba which is the last one on the right. Great food at all the dhabbas with rajma and rotis available almost any time. In the morning you can find excellent fresh aloo parantha. There are no toilets or bathrooms in roadside Chattru. Most people (mostly about 10) go nearby the river. On the plateau just above the roadside is a farm where 60 people work they grow excellent peas.

Laloo speaks English, is great at cooking and has been friends with the boulderers since 2002. He runs the Chandra dhabba in Chattru. If it's not full already you can sleep there for a bit but camping and caves nearby and in the diamonds also. Dorm beds in a sealed concrete room at Prem dhaba also.

The local area is good especially the Smiling Goddess, red house and red&white. The Diamonds boulder area is just a few minutes walk and the Crystal ship, Shiragoru and Shakshom areas are also approached from here. Chattru is also the launching or ending point of the famous Hamta pass trekking route. You should hang around here for a bit and get used to the altitude anyway. Red house is the obvious huge boulder next to the road with the dirty built up goofa (cave/house) inside but the left one is broken down now.. The quality wall is left of the goofas just left of crack thing. Between red house and the bridge are some boulders with some okay problems but they can be toilet places also so the ground maybe dirty in places. The first problems start from the far left of the break from a good hold (sitting.) Even though they don't top out properly (except the crack) they are worthwhile with some fun climbing.



1 7a first to the right then direct to finish at a crunchy hold.

2 \* RED HOUSE WALL 7b+ same start to the right then up R to some good crimps and a long jump move to the big rounded jug hold up R. Jumped off from here. stand 7a+

3 CRACK with chock stone from sit.

Further away (slightly Leftward ) from the road is a grey boulder sitting on top of a red one forming a jam crack to start the bulge.

4 \*\* RED AND WHITE 7a sitstart jamming the crack to come out and left however you can. Or dyno to the top slightly to the right 7b+

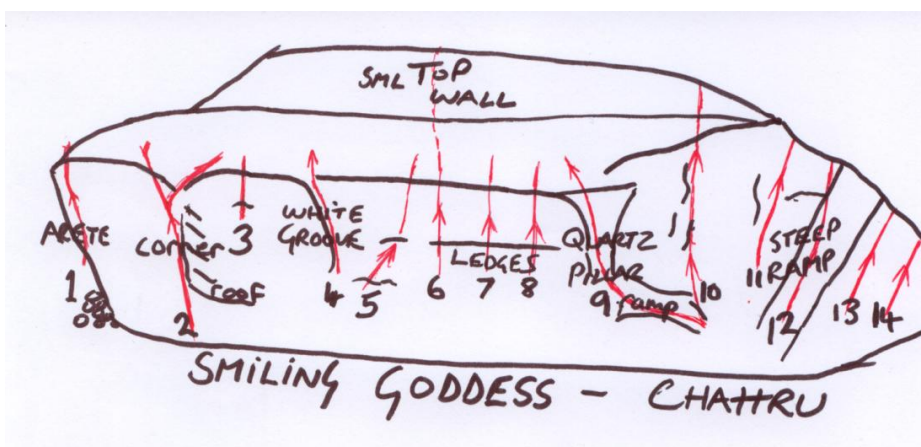
5 \*\* 6c from round the corner traverse into finish of 4

On the way to the smiling goddess a small boulder by Putti (Austrian) with a short overhanging R arête

6 5 traverse of the lip for a warm up.

7 \* PUTTI'S CHOTI ARETE 7a interesting low sit starting on arête to L/ward line of holds. .

SMILING GODDESS boulder has a overhanging face with a lot of problems on it !



1 \*\* OH MY GODDESS 7b+ the arête with holds either side is hard however you do it with a fighting finish.

2 \*\*\* SMILING GODDESS 7b+/7c original way sitstarts from the slot under roof and sidepull, up the corner, hard moves to gain the lip on the left. Good Rightwards finish also done and may be slightly easier for short people.

3 jump start and pull over

4 \*\*\* GODDESS OF LOVE 6C the smooth white groove is far and away in quality.

5 \* 7b+ jump start from the crimp side pull to direct finish.

6,7 juggy jump starts are warm ups but the 8 R eliminate to sloper is harder

9 \*\* RAGING GODDESS 6c-7a+ the best version starts sitting on the slopy ramp to the right and traverses in to the quartz pillar. Otherwise from the ledge or higher

10 \*\*\* 6b GODDESS the highest part of the goddess face on good flakes from the sitstart on the ramp. Stand 6a

11 \*\* 7a+ good sidepulls to hurriedly grab the rail on 12

12 \*\* 6c the steep ramp on hard to see crimps is great.

13 short warm up things.

Next is a big boulder with a groove like a new moon Top can be dirty from the winter snows.

1 the groove is still unclimbed.

2 \* 6c good sitstart on the grooves. Brush the top again.

Now it's the nice red boulder NG.

3 \* from the flakes up.

4 \* 6a lowest holds to start

5 \*\* NG TRAVERSE 6b the obvious L to R crack line is fun .or left from the start also good.

6 \*\*\* NG GROOVE 7a sitstarts the superb overhanging layback groove to a slopy top 100 metres further and over right is the next boulder

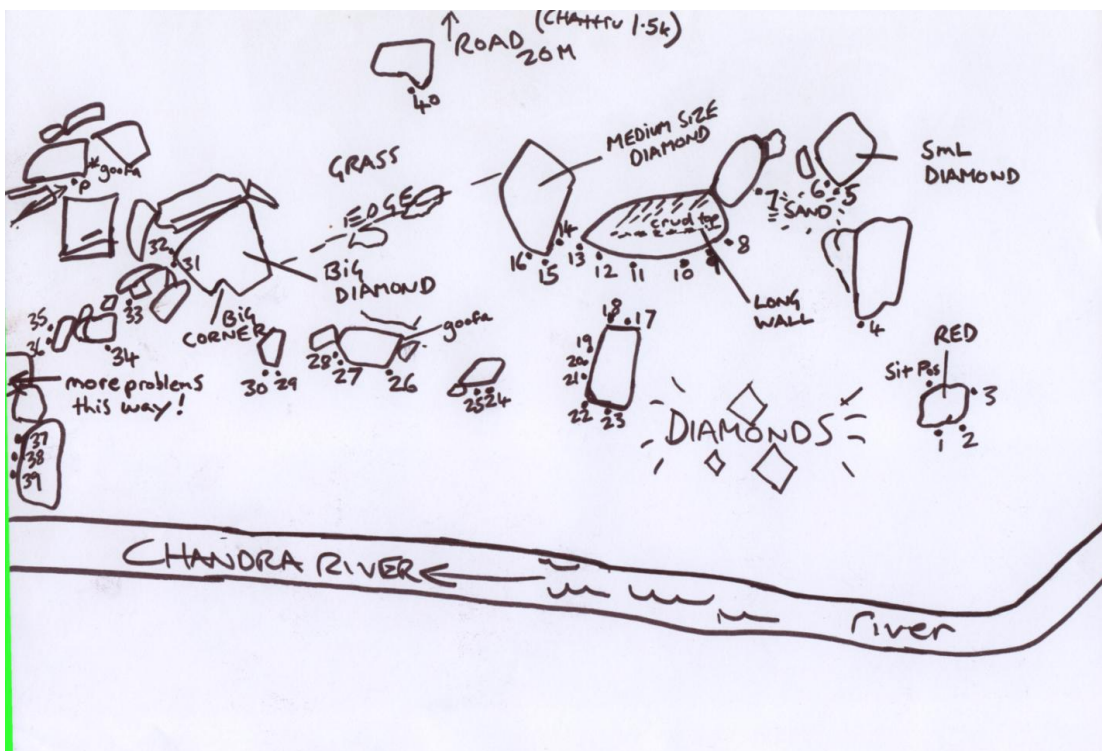
7 \* 6c from the big hold to a rail on left and so to the jug also sit on the R

8 \*\* WHITE LIGHTNING 7c (7b+) sitstart the big ledge to the quartz crimps then snatch the rail.directfinish with a dyno best.

9,10 \*\* CONFUSE THE LEMMING 7c hard sit near the left arête to power up and traverse the base of the slopy groove to a hold on the right then up arête to catch the ledge at the top. Good stand 6b

### CHATTRU- DIAMONDS

The Diamonds are located just about 1.2 km up the road from Chattru. Walking up the road after 1km is a side river and a bridge. After bridge and round the next corner in the road is a meadow on the right. Drop into this but go on further in the same direction until you can drop down rightwards into the sandy boulderfield. A beautiful area with some hard projects still to do.



## CHATTRU- DIAMONDS

1 \*7a from undercuts in the overlap onto the slab.

2 \* 5+ easy looking groove

3 \* 7a+ low sitstart with holds on arete is good

4 the nice rounded nose.

5\*\*\* REACH FOR THE SECRET 7c (7b+?) stunning line on the overhanging arête get the sloper and slap over

6 \*\*CRAZY DIAMOND 7b+ takes a rising line up the left wall from low with a hard final move.

7 \* 6c a very small but interesting sitstart over the slopey lip. 7a) \*6b lowjust r of corner

A long wall with 6 problems

8 4+ near right edge of the boulder.

9 5+ just to the left is more taxing.

10 7a very slopey holds to get over the lip.

11 \*\* HUNGRY GHOST 7b+ an obvious challenge from the nice crimps with poor feet up to the "2finger jug"

12 \*5+ the wall feels big as the top is a bit slopey.

13\*\* 7a+ LOST SOUL the superb arête on the right. On the left into the tiny groove still a project.

\*6a the wall is good despite a painful hold.

Below THE LAST STORM-To lock off from the sit into that hold is great



14 \*6b standing THE LAST STORM 7a+ excellent low sit

15 7a juggy scoop is awkward to start. Arete to the left \*7b to finish with Shine.

16 \*\* 7b SHINE the big line on rightward trending ledge system to a direct top out. High crux hold a little bit dusty but its still a classic

17 slabby wall.

18 \*6a the big slabby arête is good.

19,20 5 wake up wall.

20 Project - up via very thin crimps.

21 \* 7a the arête from the right (poor feet)

23 easy

24 6a from the dish on the arête, baby diamond boulder

25 \*\* BABY DIAMOND 7b powerful sitstart to the lip and struggle over directly. Traverse of the whole lip from r to l is the class

25a \*\*\*BABY DIAMOND TRAVERSE 7c the sitstart of 25 then lip traverse leftwards aiming to pull over at the sidehold with

tricky mantle. Some people keep going to top out further left with arete. Brilliant gritstone like problem. Just the top out hard mantle 6c ?.





Above - BABY DIAMOND TRAVERSE

26 \*6b hanging groove like feature on the arête above the goofa.

27, 28 ways to wake up (near to goofa)

29 \* 6c+ Sitstart from the right to move round arete. superb rock texture

30 \*6a

2 problems are on the back of the big diamond

31 \* 6a sitstart the arête and up left.

32 \* 6b the left arête is fun as well.

33 \*\*\* SOUL DIAMOND 7b starts on the cleaned ledge with huge throw left to jug then excellent moves through the bulge. Behind you is a corridor with sitstart \* 7a ANIMALS STOLE MY PANTS starting both hands on big sloper and up using r arete and bad undercut.

34 5 from a big hold pulled over.

35 \*6b nice little sitstart to slopey lip moves.

36 \* 6a arête from stand

The next boulder near the river is great with desperate topouts and good flat landings

37 \*7a using the groove to get to a slopey top out.

38 \* 7b+ from just R on big undercuts just the small blob sloper to the top. A bit close but great moves

39 \*\*\* RIVERSLIDE 7a the classic R hand line also has a slopey top out !

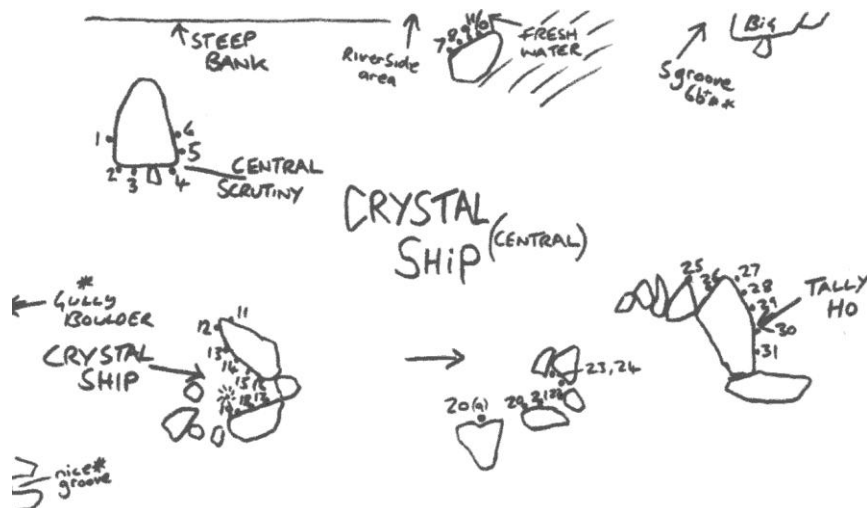
40\* 6c the meadow boulder near the road has a nice sit starting on the arête moving round left.

\* 5+ move across to the slanting arête and round, a low start will be going.

CRYSTAL SHIP, 1 hour flat(ish) approach but superb area with more crimpy rock than other areas in the valley. Worth to stay some days.

APPROACH

follow the hamta pass trail up the valley but after the side river (seasonal bridge) carry on left and around



first on the flat then traversing the hillside until directly beneath the plateau at the small river which starts at the spring boulder head up at that place to arrive at the spring boulder (drinking water). At the riverside is more boulders notice a big one with an square cut overhanging arete and good problems on the walls either side of the wall left of boulder-7a R of arete 7a+ the tricky arete itself is still unclimbed.

1 5 Obvious line up the wall

2 5 sitstart and straight up.

Link SCRUTINIZER 7b same start as 2 to traverse low R and finish up 3

3 \*\* CENTRAL SCRUTINIZER 7a+ different ways to do the groove to a finger jug over the lip.

PRECIOUS HOLDS 7b+ (above)

4 5 sitstart the arete.

5 7a good wall but dirty topout

6 same also good but dirty top

The boulder near the spring is good

7 \*\* 7b from the arete the long ramp leftwards to finish up the groove

ABOVE - PRECIOUS HOLDS

8 \* 6c earlier finish up the wall

9 \*\*\* FOLLOW THE FLOW 7b+ the lower crimpy rail goes nicely into the groove

10 \*\*\* SPRING 6b classic groove

11 \* 6b big wall over bulge

12 \*5 high problem just R of arete

13 \* 5+ sitstart the grooves on arete

14 \* 5 feels like sandstone

15 \* crimpy smile holds to go direct

16 5-6 good warmup area... try a sitstart from the right?

17 \*\*\* 7b stand start for crystal clear, love this.

18 \*\*\* 7c CRYSTAL CLEAR sitstart in small groove then long move left to the "good holds" now more forceful crimping to top crux and crystal mono hold at the top mantle. Brilliant sustained problem

19 \*\*\* 7b+ PRECIOUS HOLDS same sit to go right with orange crystal side pull. Hard move to hold the next crystal (match with black crisp) leads to hard topout over sloping arete

20 \*6a sitstart up arete

20a) SOUL KITCHEN \*\* 6b (c?) steep groove is good

21 some warmups around here

22 arete

23 \* 7a good sit with crimpy undercut

24 \* 5

On the same boulder at the otherside is an obvious steep groove a classic sitstart with hard top \*\* MOISTY 7a+

25 \*7a sit on the jagged arete

26 \* left wall of the bay has good R-l line

27 \*\* 7c+ LONG TALLY HO r-l starting from sit on very R of boulder traversed all the way into tally ho which feels loads harder now!

28 \* 6c same sit to finish in central groove

29 \* 6a central groove

30 \*\*\* 7b TALLY HO from groove moves L into obvious line directly through the slopy wave feature.