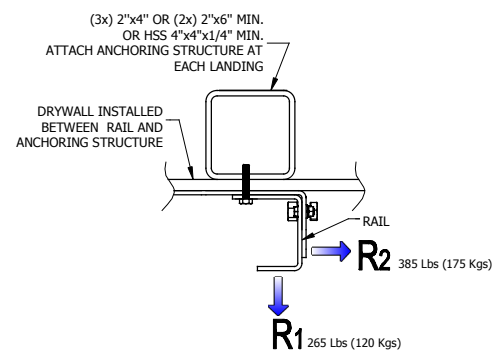
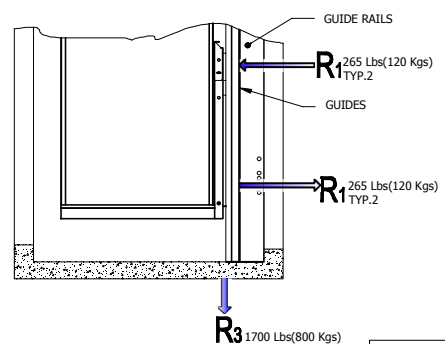


**NOTE**  
**1.** CEILING SIZE  
 WIDTH: 31.5" [800mm] MIN. AT 48" [1219mm] MAX.  
 LENGTH: 54" [1372mm] MIN. AT 66" [1676mm] MAX.  
 \*CEILING AREA MAX. 3100po² [1.99m²] & MIN.  
 1161po² [0.75m²]  
**2.** THE SIDE OF DOOR OPENING MAY BE CHANGE.  
**3.** ON ACCESS B (IF APPLICABLE) THE DOOR WANT TO BE MOVE.

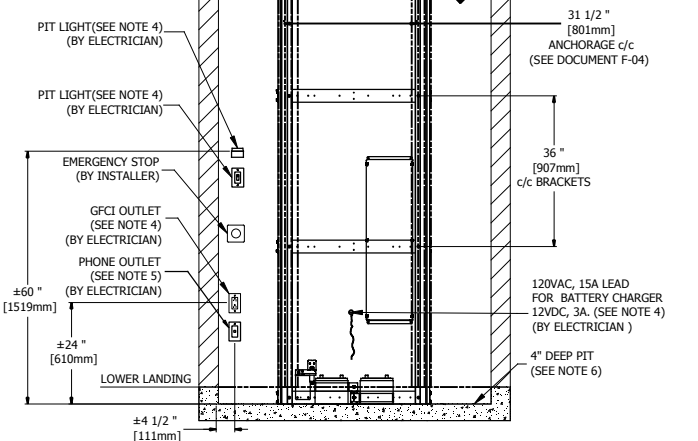


**2** RAILS REACTION

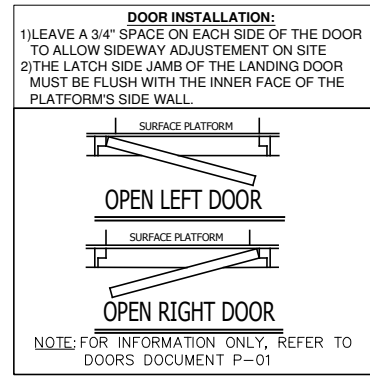


**3** REACTION

**NOTE:**  
 HOISTWAY DESIGN MUST FOLLOW A SAFETY FACTOR OF 5, SEE CAN/CSA-B355.



**4** SUPPORTING WALL



**NOTE**  
**1.** ELEVATOR PLATFORM MODEL: **AR-130-T**  
**2.** INSTALL 1 PERMANENT CEILING FIXTURE WITH MIN 2 BULBS (100 LUX MIN). A BULB FAILURE SHOULD NOT PREVENT THE OTHER BULB FROM LIGHTING.  
**3.** INSTALL 1 FIXTURE AT EACH FLOOR, OUTSIDE THE HOISTWAY WITH THE SWITCH INSTALLED AS CLOSE AS POSSIBLE TO THE LANDING DOOR.  
**4.** ROUTE TO THE SUPPORTING WALL, TWO 120VAC LEAD WIRES FROM THE BREAKER PANEL TO THE INDICATED LOCATION: ONE 24DC/120VAC 15A/10/1N/1GND (1 BLACK+1 WHITE(NEUTRAL)+1 GND), ONE 15A FOR SHAFT LIGHTING, PIT LIGHTING, SWITCH LIGHT, GFCI TYPE OUTLET IN THE PIT. OUTLET BREAKER TRIP MUST NOT COMPROMISE LIGHTING.  
**5.** TELEPHONE JACK PRIORITY FOR BILATERAL COMMUNICATIONS (HARD WIRE)  
**6.** PREPARE A 4\"/>

**NOTE**  
 -THIS ELECTRONIC DOCUMENT IS NOT SIGNED OR SEALED BY A PROFESSIONAL ENGINEER AND MAY NOT BE USED FOR CONSTRUCTION PURPOSES  
 -THIS ELECTRONIC DOCUMENT IS STRICTLY FOR INFORMATION PURPOSES (OR COORDINATION AS APPLICABLE)  
 -NO GUARANTEES ARE GIVEN ON THE INTEGRITY OF THE TRANSMITTED INFORMATION.  
 -NO GUARANTEES ARE GIVEN ABOUT PAST OR FUTURE CHANGES TO THIS DOCUMENT

PLATFORM AR-130-T TECHNICAL SHEET	
TYPE	VERTICAL, CLOSED SHAFT
CODE	CSA/B355-09
RAIL LINEAR WEIGHT	5 lb/ft
MAX CAPACITY	2 PERSONS AND 1 WHEELCHAIR
MAX LOAD	750 Lb (340 Kg)
TRACTION MACHINE	LIFTING CABLES AND WINDING DRUM
MOTOR	24 VDC, 1HP
VELOCITY	23 pi/min(0.12m/s)
MAX TRAVEL	(9150 mm) (7000mm/B355)
SAFETY GEAR	SAFETY BRAKE OPERATED BY THE ACTION OF AN OVERSPEED GOVERNOR
CAB FINISHES	SEE DOCUMENT C-01
CAB	MAX. 42x66po (1067 mm x 1676 mm)
FLOOR FINISH	ANTI SKID FINISH
COMMANDS	CONSTANT PRESSURE
CONTROLLER	CSA (B355 & B44.1)
DOOR INTERLOCK	HONEYWELL (REALIGN)
TRACTION CABLES	2X AIRCRAFT 7X19 Ø1/4\"/>

**Les Escalateurs Atlas Inc.**

3175 Boul. Choquette  
 St-Hyacinthe (Québec)  
 J2S 7Z8, Canada  
 Tél: (450) 796-5708  
 Fax: (450) 250-5110

GENERAL INFORMATION		
No. DRAWING <b>AR-130-T</b>	DATE: 02/03/2018	REVISION 1
CODE: B-613	DRAFTER: M. DEBUSSCHERE	No SHEET: 1/1