



## WC-Connector Kit



### A **practical** connector kit from toilet block to waste tank

The **WC-Connector Kit** allows you to easily connect the 4" waste pipe from your toilet unit block to your waste tank.

It's tough, corrugated structure gives it adjustable bend and length (170 - 410mm) to simplify a sealed connection between the standard diameter 4" waste pipe from single toilet pans and / or toilet blocks.

**Applications: Single Toilet Pans, Toilet Blocks, Glamping Pods, Shepherd's Huts, Construction Site Toilets**

The two part kit comprises:

(1) a 4" ID tank- mounted collar and (2) a flexible pan connector with its inbuilt expanding seal.

*It is advisable to install an additional odour trap / air-admittance valve in combination with this unit.*

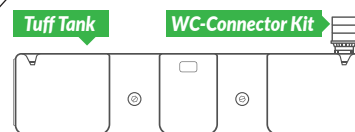
### Technical Data\*

Closed Length:	150mm
Extended Length:	410mm
Material:	Polypropylene
Inlet Diameter:	90-110mm

\*We reserve the right to amend the technical specification to improve the product without prior notification.

### Technical Advantages

- Inbuilt expanding seals
- Adjustable bend and length to simplify fitting
- Push-fit connector - no specialist installation
- Smooth internal bore: no sediment build-up
- Off-the shelf standard plumbing item
- Conforms to DIN 1389:2000-05
- The full kit also includes a tank adaptor to attach to the tank / waste receiver and facilitate an airtight seal when fitting the pan connector



### Fitting: e.g. for our Tuff Flat Tank

1. Remove a 5" lid from tank. Leave collar in place
2. Remove 2 x screws (from tank collar) and use them to secure tank adaptor inside collar
3. Push male end of pan connector into adaptor
4. Connect female end of pan connector to toilet
5. Consider an air-admittance valve / odour trap

### Associated product: Odour Trap





## Waste Tank Odour Trap & Breather Kit



### A **practical** two-way vent and odour trap for waste tanks

The waste tank **Odour Trap & Breather Kit** is a compact and robust two-way vent / air admittance valve. When fitted to a tank, its sturdy, replaceable filter is designed to eliminate bad odours in outdoor drainage applications.

**Applications:** Waste Tanks, Septic Tanks, Grease Separators and Sewage Treatment Plants

The main odour trap “body” contains a replaceable active carbon filter that operates as a two-way vent, filtering air in both directions. The odour trap's robust, low-profile design means it can be used vertically or horizontally and can be installed in hard-to-reach places. An initial filter cartridge is included as standard and should be replaced when saturated: you'll probably notice malodour.

### Technical Data\*

Temperature Range:	-20°C to +60°C
Cap & Base Diameter:	130mm (cap) / 110mm (base)
Height:	135mm
Projection above tank:	90-135mm (when fitted)

\*We reserve the right to amend the technical specification to improve the product without prior notification.

### Technical Advantages

- Resilient exterior for longevity
- Can be retrofitted to many waste tanks
- Push-fit connector - no specialist installation
- Easy filter replacement by lifting the cap

### Accessories

- Replacement filter / cartridge



**Carbon Filter** (Cover removed)

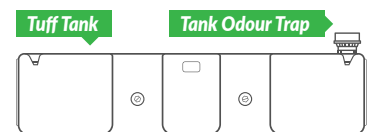
The full kit also includes **a tank adaptor** to allow a tight seal when fitting the odour trap. To connect 4" waste pipework **into** the tank, we also recommend our **WC-Connector Kit**.



**Tank Adaptor**



**Fitted Filter**



**Tuff Tank**

**Tank Odour Trap**

### Fitting: e.g. for Tuff Tank & Mini Tuff Tank

1. Remove a 5" lid from tank. Leave collar in place
2. Remove 2 x screws (from tank collar) and use them to secure brown tank adaptor inside collar
3. Push fit odour trap into 5" tank adaptor
4. Replace filter every 24 months, as a minimum

### Associated product: WC-Connector Kit





## Tank Odour Controls & Accessories

### Introduction

The natural consequence of holding waste in a tank - until such time as it can be emptied by a registered contractor - is that you may occasionally need to take measures to counteract unpleasant smells. There are both physical and chemical solutions to odour control, all available when you buy your tank, or as retrofit items at a later stage.

**At Plastic Solutions, we have you covered.**

### Waste Tank Odour Trap & Breather Kit



Eliminate bad odours with our robust **Waste Tank Odour Trap & Breather Kit**. Designed specifically for outdoor drainage applications, this is a robust two-way filter, vent and air admittance valve combined with **1 x tank adaptor**.

### WC-Connector Kit



The **WC-Connector Kit** is a flexible solution allowing you to easily connect the 4" waste pipe from your toilet unit block to your waste tank. Expanding seals on both toilet and tank sides make for an effective and airtight seal.

### Cumberland Blue - Toilet Tank Additive



Particularly suited to long periods between servicing, **Cumberland Blue** is a highly-perfumed, heavy duty, liquid additive.

This formaldehyde-free product has the consistency of a syrup, contains a non-staining blue dye and is available in cherry-berry fragrances.

### Waste Tank Cleaner - Recirc HD2 Clear



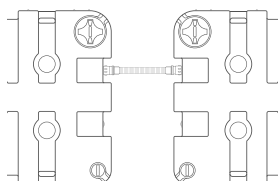
Fight unpleasant odours and kill bacteria with **Recirc HD2 Clear**, an all-round sanitiser and maintenance product.

Ideal for large plastic effluent tanks, this perfumed and transparent liquid acts to remove residues and cleanse tanks internally. Use weekly or in a yearly maintenance project.

### OTHER USEFUL ACCESSORIES


#### Tank Linking Kits

Create the exact waste volume you need.



#### Elsan® Tipping Point

Control how chemiloo waste is tipped into your tank.



#### High Level Alarm

Remotely monitor tank waste levels



**Contact us for more information**