



PROFISTEP® DUO

2-section aluminium extending ladder. Height can be adjusted rung by rung.

THE KEY FEATURES

- Practical locking system for both parts with lifting mechanism for easy height adjustment
- Wide uprights and rungs, extremely stable, double-beaded upright-rung joins
- Crosspiece with 2 large, stable claw feet



OTHER PRODUCT ADVANTAGES

- Lifting and transport safety mechanism can be operated from one side, automatically engages after adjustment
- 2 sturdy, wide locking hooks
- Sturdy guide parts
- Length and cross-profiled rungs
- Non-slip surface contact feet
- Upright surface textured to provide comfortable grip
- Can be pulled apart to make two separate ladders (7209-007)
- Non-removable second ladder section (7212-007 / 7215-007 / 7218-007)
- Max. load capacity 150 kg





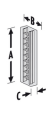

PROPERTIES

- Rungs: 2 x 18
- Working height: max. 950 cm
- Weight: approx. 25.6 kg





SPECIFICATIONS

Can be used as lean-to ladder		✓
Number of steps		2 x 18
Width/depth required for setting up lean-to ladder		A = 127 cm, B = 227 cm
Height of lean-to ladder		846 cm
Max. working height		950 cm
Max. working height of lean-to ladder		950 cm
Dimensions of packaging (HxWxD)		A = 512 cm, B = 41 cm, C = 16 cm
Weight		25.6 kg