

# SOLID Solrif®

Glass / Glass



In-Roof



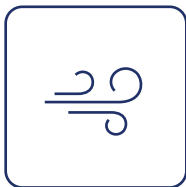
Self-cleaning  
effect



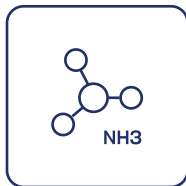
Salt mist  
resistance



Fire class A




Dust & Sand  
resistance



Ammonia  
resistance



Extreme load  
resistance



Positive sorting up to +5W

**SOLITEK**

Mokslininku str. 6A,  
Vilnius 08412, Lithuania  
Tel. +370 5 263 8774  
info@solitek.eu  
www.solitek.eu

G052020-1

**Bifacial** ⚡ 350W

**30**

Product  
warranty

**87%**

Power  
guarantee

**30**

Efficiency  
guarantee

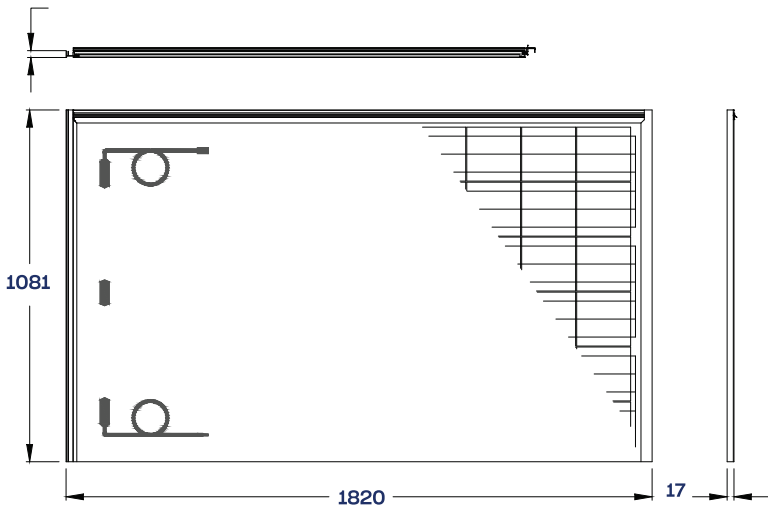
Electrical data (STC*)	
Maximum Power	350
Cell Technology	Bifacial
Open circuit voltage (V <sub>oc</sub> /V)	39,66
Short circuit Current (I <sub>sc</sub> /A)	11,01
Max Power Voltage (Vmpp/V)	33,79
Max Power Current (Impp/A)	10,37
Module Efficiency (n)	17,79%
Max System Voltage (V)	1500
Max Current (A)	20
Power Tolerance	0/+5W

\*Under Standart Test Conditions (STC) of irradiance of 1000W/sq. m., spectrum AM 1.5 and cell temperature of 25 C

Flash testing measurement accuracy of +/- 5% All transparency values are approximate +/- 3%

Dimensions & Mounting

1600/3600 Pa\*\*



Tips for Better Power Output

- Better module ventilation and shorter connection cables increase electrical energy production.
- Always observe object/mutual shading in site. Shading can drastically cut electrical energy generation output.

Attention

- Always check if your system is compatible with local environmental conditions (wind/snow load, temperatures) on your site to ensure safety and long-term energy production.
- Do not connect differently orientated PV panels in the same string / MPPT of the inverter (unless optimizers are used).
- Do not connect strings with an unequal amount of PV panels in one MPPT (unless optimizers are used).
- Use PV panels of same electrical parameters in one string/MPPT (unless optimizers are used).
- Always ensure that your inverter is equipped with DC disconnecter. If not it is recommended to install it externally.
- Never let different metals come in contact with each other. Use bi-metallic plates or plastic separators to eliminate galvanic corrosion.
- It is highly recommended to install SPD's in both AC and DC circuits because overvoltages void the warranty for inverters and also panels if they are harmed.
- It is highly recommended to ground PV panels mounting system and to install lightning protection in site.

Temperature ratings	
Current temperature coefficient (α)	+0,04% /°C
Voltage temperature coefficient (β)	-0,35% /°C
Power temperature coefficient (δ)	-0,47% /°C
Nominal Operating Module Temperature	46°C

Mechanical data	
Dimensions (LxWxH) (mm)	1820x1081x17
Weight (kg)	35
Front / Back glass (mm)	3 mm
Cell Type	Bifacial
Cell Size (mm)	166x166
Transparency %	10
Cell configuration	6x10
Busbars	9
Frame	Solrif®
Operating Temperature (°C)	-40 ÷ +85
Max Load (wind/snow) (Pa)	1600/3600**
Junction Box / IP Class	Split junction box / IP68
Cable Cross Section Size (mm² )	4
Cable length	1,2 m
Bypass Diodes	3
Connector	MC4 compatible


\*\*Safety factor 1,5

Optimal Weather Lightness

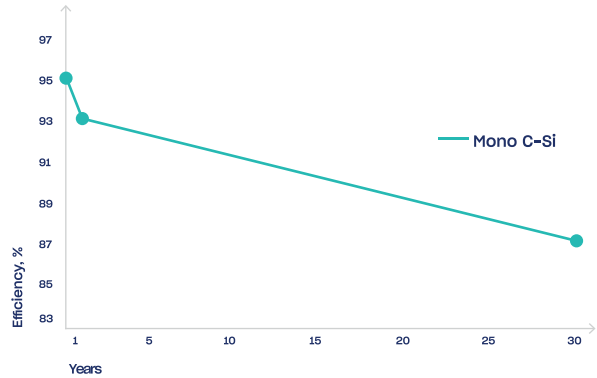
Frames are shingled from top to bottom and are interlocking left to right much like tiles for optimal weather protection.

Easy Installation

The modules are held by metal clamps that are mounted to the roof battens. This allows for quick and easy installation.



Power output warranty



Certificates and memberships

