



2020 CONSOLIDATED ANNUAL PERFORMANCE AND EVALUATION REPORT (CAPER)

City of Hoboken

CR-05 - Goals and Outcomes

Progress the jurisdiction has made in carrying out its strategic plan and its action plan.

91.520(a)

This could be an overview that includes major initiatives and highlights that were proposed and executed throughout the program year.

This Consolidated Annual Performance and Evaluation Report (CAPER) describes the activities undertaken during the program year beginning July 1, 2020 and ending June 30, 2021 using federal funds granted to the City of Hoboken by the U.S. Department of Housing and Urban Development (HUD) under the Community Development Block Grant (CDBG) program. Activities and accomplishments described in this report primarily benefit low- and moderate income residents of the City of Hoboken, neighborhoods with high concentrations of low- and moderate income residents, and the city as a whole. The City of Hoboken received \$1,091,007 from CDBG funds in Program Year 2020, and \$1,232,701 in CDBG-CV funds .

Comparison of the proposed versus actual outcomes for each outcome measure submitted with the consolidated plan and explain, if applicable, why progress was not made toward meeting goals and objectives. 91.520(g)

Categories, priority levels, funding sources and amounts, outcomes/objectives, goal outcome indicators, units of measure, targets, actual outcomes/outputs, and percentage completed for each of the grantee's program year goals.

Goal	Category	Source / Amount	Indicator	Unit of Measure	Expected – Strategic	Actual – Strategic	Percent Complete	Expected – Program	Actual – Program	Percent Complete
Address Obstacles to Fair Housing Choice	Affordable Housing	CDBG: \$	Public service activities for Low/Moderate Income Housing Benefit	Households Assisted	200	0	0.00%			
Create and Retain Jobs for Low/Mod Individuals	Non-Housing Community Development	CDBG: \$	Jobs created/retained	Jobs	60	0	0.00%			

Improvement of Public Spaces & Facilities	Public Housing Homeless Non-Homeless Special Needs Non-Housing Community Development	CDBG: \$	Public Facility or Infrastructure Activities other than Low/Moderate Income Housing Benefit	Persons Assisted	600	0	0.00%	600	0	0.00%
Maintain Affordable Housing	Affordable Housing Public Housing	CDBG: \$	Rental units rehabilitated	Household Housing Unit	1500	1265	0.00%	1300	1265	0.00%
New and Expanding Programs and Services	Homeless Non-Housing Community Development	CDBG: \$	Public service activities other than Low/Moderate Income Housing Benefit	Persons Assisted	5000	149	0.00%	738	149	0.00%
New and Expanding Programs and Services	Homeless Non-Housing Community Development	CDBG: \$	Public service activities for Low/Moderate Income Housing Benefit	Households Assisted	500	0	0.00%			
New and Expanding Programs and Services	Homeless Non-Housing Community Development	CDBG: \$	Homeless Person Overnight Shelter	Persons Assisted	3000	1292	0.00%		1292	
New and Expanding Programs and Services	Homeless Non-Housing Community Development	CDBG: \$	Homelessness Prevention	Persons Assisted	100	0	0.00%			

Table 1 - Accomplishments – Program Year & Strategic Plan to Date

Assess how the jurisdiction's use of funds, particularly CDBG, addresses the priorities and specific objectives identified in the plan, giving special attention to the highest priority activities identified.

The City of Hoboken continues to implement the goals and objectives identified in the five-year consolidated plan to achieve development of a viable urban community. The City's CDBG entitlement allocation for Program Year 2020 was \$1,091,007 from CDBG funds in Program Year 2020, and \$1,232,701 in CDBG-CV funds. In the Program Year 2020 Action Plan, projects were chosen based upon citizen input, statistical data and consultation with community based organizations, state agencies and city departments. The City identified sixteen (15) projects total: 9 in the areas of public service activities,

2 public facility improvements, 2 public housing improvement projects, 1 rental assistance program in addition to administration, that would be funded during the 2020 program year. Through public meetings and surveys, the City of Hoboken gives special attention to the highest priority activities identified by its stakeholders. The City of Hoboken facilitates a competitive process to select public projects. An Ad-Hoc City Council Subcommittee recommends applicant awards based on an application scoring matrix and community need to recommend award of funding. The City of Hoboken gives projects that fall into the high priority category more points than those that rank lower.

CR-10 - Racial and Ethnic composition of families assisted

Describe the families assisted (including the racial and ethnic status of families assisted).

91.520(a)

	CDBG
White	1,552
Black or African American	1,107
Asian	19
American Indian or American Native	28
Native Hawaiian or Other Pacific Islander	0
Total	2,706
Hispanic	1,252
Not Hispanic	1,454

Table 2 – Table of assistance to racial and ethnic populations by source of funds

Narrative

The “Native Hawaiian or Other Pacific Islander” category is actual those who often identified themselves as “Other multi-racial”

This table displays the number of persons assisted, as reported through quarterly updates by CDBG subrecipients. The City of Hoboken contracts with subrecipients to implement various projects funded by the CDBG program. The number of families reported is distinct from the number of persons reported. The total number of persons assisted for Public Services in the 2020 Program Year is 1,441. The total number of households assisted for Public Facilities in the 2020 Program Year is 1,265.

CR-15 - Resources and Investments 91.520(a)

Identify the resources made available

Source of Funds	Source	Resources Made Available	Amount Expended During Program Year
CDBG	public - federal	1,091,007	479,186.84
Other	public - federal	1,232,701	0

Table 3 - Resources Made Available

Narrative

The City's 2020 Program Year CDBG allocation was \$1,091,007, additionally there was \$1,231,701 in CDBG CV funds allocated to the City. During the 2020 program year \$479,186.84 was expended of CDBG funds.

Identify the geographic distribution and location of investments

Target Area	Planned Percentage of Allocation	Actual Percentage of Allocation	Narrative Description
City-wide	100	100	

Table 4 – Identify the geographic distribution and location of investments

Narrative

Leveraging

Explain how federal funds leveraged additional resources (private, state and local funds), including a description of how matching requirements were satisfied, as well as how any publicly owned land or property located within the jurisdiction that were used to address the needs identified in the plan.

The City's investment of 2020 Program Year CDBG fund included two (2) projects that leveraged the Federal investment in the Hoboken Housing Authority. In total, \$643,393 in CDBG funds were allocated to the Housing Authority. Of prior year funds \$175,915.39 were spent on Housing Authority projects that were expended in 2020.

The City of Hoboken's CDBG program is not subject to a matching requirement. No publicly owned land or property within the jurisdiction was used to address the needs identified in the plan.

CR-20 - Affordable Housing 91.520(b)

Evaluation of the jurisdiction's progress in providing affordable housing, including the number and types of families served, the number of extremely low-income, low-income, moderate-income, and middle-income persons served.

While the need for new affordable housing remains high in Hoboken, the relatively small allocation received by the City does not permit it to use funds for the creation of new units. Instead, the City provides funding to support and rehabilitate affordable units in the Hoboken Housing Authority.

	One-Year Goal	Actual
Number of homeless households to be provided affordable housing units		
Number of non-homeless households to be provided affordable housing units		
Number of special-needs households to be provided affordable housing units		
Total		

Table 5 – Number of Households

	One-Year Goal	Actual
Number of households supported through rental assistance		
Number of households supported through the production of new units		
Number of households supported through the rehab of existing units		6
Number of households supported through the acquisition of existing units		
Total		6

Table 6 – Number of Households Supported

Discuss the difference between goals and outcomes and problems encountered in meeting

these goals.

The City of Hoboken funded two activities in Program Year 2020 to improve affordable housing. Specifically, a project was funded that will replace 6 natural gas generators in seven Authority owned buildings at a cost of \$543,393. The City also funded a project that will purchase and install various security cameras and equipment throughout Housing Authority properties for an amount of \$100,000. Despite strong progress with the Housing Authority project during the Program Year, these projects were not completed by June 30, 2021. Both projects will be completed during the 2021 Program Year.

Of the projects completed in 2020, from previous years only one rehabbed housing units. Of which 6 units were fully renovated for full access under the definition of the Americans with Disabilities Act (ADA). Two (2) units at each of the Adams, Monroe and Fox Hill Developments

Discuss how these outcomes will impact future annual action plans.

The City of Hoboken will place a stronger emphasis on bid-ready projects in order to improve the likelihood that projects will be completed in the Program Year in which they are funded and otherwise allow the City to achieve the one-year goal of its Annual Action Plans.

Include the number of extremely low-income, low-income, and moderate-income persons served by each activity where information on income by family size is required to determine the eligibility of the activity.

Number of Households Served	CDBG Actual	HOME Actual
Extremely Low-income	2682	0
Low-income	22	0
Moderate-income	2	0
Total	2706	0

Table 7 – Number of Households Served

Narrative Information

The majority of beneficiaries of activities in 2020 were either through homeless assistance programs or public housing projects of which these activities help extremely low income communities.

CR-25 - Homeless and Other Special Needs 91.220(d, e); 91.320(d, e); 91.520(c)

Evaluate the jurisdiction's progress in meeting its specific objectives for reducing and ending homelessness through:

Reaching out to homeless persons (especially unsheltered persons) and assessing their individual needs

The City of Hoboken provided \$24,000 in public services funds to the Garden State Episcopal Community Development Corporation to fund its Homeless Street Outreach Team in the last program year 2019. The program targets unsheltered homeless consumers and provides linkages to emergency shelter services, medical services, mainstream resources and housing stabilization services. During the 2020 Program Year, the Homeless Street Outreach Team provided services to 825 persons.

Addressing the emergency shelter and transitional housing needs of homeless persons

In addition to the Street Outreach program mentioned above, the City of Hoboken provided \$220,000 in CDBG-CV funds to the Hoboken Shelter for operation costs of the shelter. This was in addition to \$40,000 in 2019 program year of which the shelter served 467 unduplicated individuals requiring its services from these funds in 2020.

Helping low-income individuals and families avoid becoming homeless, especially extremely low-income individuals and families and those who are: likely to become homeless after being discharged from publicly funded institutions and systems of care (such as health care facilities, mental health facilities, foster care and other youth facilities, and corrections programs and institutions); and, receiving assistance from public or private agencies that address housing, health, social services, employment, education, or youth needs

In the previous program year 2019, the City of Hoboken awarded \$10,000 in CDBG funds to The Waterfront Project, Inc. for housing counseling and legal advocacy services. The program provides free services to individuals and families facing eviction. In total, 50 households were served by the program during 2020.

Helping homeless persons (especially chronically homeless individuals and families, families with children, veterans and their families, and unaccompanied youth) make the transition to permanent housing and independent living, including shortening the period of time that individuals and families experience homelessness, facilitating access for homeless individuals and families to affordable housing units, and preventing individuals and families who were recently homeless from becoming homeless again

The City's investments into programs serving the homeless population were limited to the activities

described above. All of these programs attempt to prevent or shorten the amount of time families and individuals experience homelessness. The City, nor the Hudson County Continuum of Care, is supporting transitional housing projects for the homeless.

CR-30 - Public Housing 91.220(h); 91.320(j)

Actions taken to address the needs of public housing

Actions taken to encourage public housing residents to become more involved in management and participate in homeownership

Public housing residents are involved in the management and the Hoboken Housing Authority and are encouraged to become a voice for each of their respective apartment complexes. The Hoboken Housing Authority has monthly board meetings in different areas of the City to encourage wide ranging participation. All CDBG capital projects are presented at public board meetings. A resolution must be approved by the HHA board to authorize each project.

Actions taken to provide assistance to troubled PHAs

The City of Hoboken is served by the Hoboken Housing Authority. The Hoboken Housing Authority is not designated as a "troubled" PHA.

CR-35 - Other Actions 91.220(j)-(k); 91.320(i)-(j)

Actions taken to remove or ameliorate the negative effects of public policies that serve as barriers to affordable housing such as land use controls, tax policies affecting land, zoning ordinances, building codes, fees and charges, growth limitations, and policies affecting the return on residential investment. 91.220 (j); 91.320 (i)

The City of Hoboken adopted an Affordable Housing ordinance, Chapter 65A, in 2012. The ordinance promotes and regulates the creation of city-wide affordable housing. The ordinance requires developers seeking a density variance to make at least 10 percent of their housing stock affordable for very-low, low, and moderate-income families.

The City adopted a guidebook entitled “*Administration of Affordable Units: Policies and Procedures Manual*” to explain how eligible individuals and families are placed into Hoboken’s Affordable Housing units, and to provide instruction for working with developers, property owners and landlords as new affordable units become available.

Actions taken to address obstacles to meeting underserved needs. 91.220(k); 91.320(j)

Many of the City's investments of Program Year 2020 CDBG funds focused on addressing underserved needs. The City carefully evaluates each CDBG proposal for its ability to address an underserved need. Programs that are innudated with a demand for services beyond the organizations capacity to fund the services become highly-ranked in the application review process.

Actions taken to reduce lead-based paint hazards. 91.220(k); 91.320(j)

The City is an active partner in the Hudson County Lead Hazard Reduction Program and Healthy Homes Initiative. The program provides funds to owners of housing with funds to reduce or eliminate hazardous lead paint from their homes. In addition, The Hudson County Division of Health and the Jersey City Health Department both have active lead testing and lead treatment programs. The City of Hoboken actively supports those efforts in ensuring that children and adults are aware of the dangers of lead poisoning. Free blood testing programs are held regularly.

Actions taken to reduce the number of poverty-level families. 91.220(k); 91.320(j)

The City's most significant action to reduce the number of poverty-level families is the funding of the Street Outreach Program at Garden State Episcopal Community Development Corporation. The program provides services to unsheltered homeless individuals to help them access housing, social service and benefits.

Actions taken to develop institutional structure. 91.220(k); 91.320(j)

The City's Department of Community Development is responsible for management, implementation and monitoring of the Consolidated Plan documents, the Annual Actions Plans, and other documents related to CDBG compliance. To help develop an institutional structure, the City has maintains a policies and procedures manual for the administration of CDBG funds.

Actions taken to enhance coordination between public and private housing and social service agencies. 91.220(k); 91.320(j)

The City uses its citizen participation activities to enhance coordination between public and private housing and social service agencies by involving each of them the City's efforts to seek community feedback and publishing the results.

Identify actions taken to overcome the effects of any impediments identified in the jurisdictions analysis of impediments to fair housing choice. 91.520(a)

In January 2019, the City of Hoboken released the final draft of an Analysis of Impediments to Fair Housing Choice for the period between 2019 and 2023. The AI identified a number of actions that could be taken to overcome the effects of impediments identified in the City.

The City submitted a Language Assistance Plan for limited English-proficient populations to HUD-Newark's Fair Housing and Equal Opportunity Office in June of 2018.

CR-40 - Monitoring 91.220 and 91.230

Describe the standards and procedures used to monitor activities carried out in furtherance of the plan and used to ensure long-term compliance with requirements of the programs involved, including minority business outreach and the comprehensive planning requirements

The City continuously monitors its programs for compliance with HUD requirements with respect to Public Services, Program Administration, and Public Facilities. Each project is reviewed for eligibility in terms of National Objectives and Eligibility requirements as stated in 24 CFR Part 570. The City makes every attempt through the day-to-day administration to the CDBG program to conform with the required HUD certifications with regard to fair housing, non-discrimination, employment opportunities, labor compliance, and outreach to minority businesses.

Performance reviews take place through the scrutiny of reports submitted for the expenditure of grant funds. The City also conducts annual periodic remote and on-site monitoring utilizing the "Checklist for Monitoring of a Subrecipient". If monitoring reveals discrepancies or deviations in regards to levels of accomplishments, performance, budget, procurement, progress reports or otherspecial conditions, this will be identified as a "finding". The subrecipient will be notified accordingly and remedial action will be taken. There were no activities with reported findings in Program Year 2020.

Citizen Participation Plan 91.105(d); 91.115(d)

Describe the efforts to provide citizens with reasonable notice and an opportunity to comment on performance reports.

In order to fulfill statutory and regulatory requirements mandated by the U.S. Department of Housing and Urban Development, the City of Hoboken makes available for public comment the Consolidated Annual Performance Report (CAPER) which provides the jurisdiction an opportunity to evaluate its overall progress in carrying out priorities and specific objectives identified in its Consolidated Plan and its Action Plan which includes funding allocations for the CDBG Program.

A public notice for a 15-day public comment period was published on October 15, 2021, advertising the public comment period taking place from October 15, 2021 through October 29, 2021 .This notice was published in the Jersey Journal (English) and El Especialito (Spanish).

CR-45 - CDBG 91.520(c)

Specify the nature of, and reasons for, any changes in the jurisdiction's program objectives and indications of how the jurisdiction would change its programs as a result of its experiences.

There are no proposed changes to the program objectives for Program Year 2021.

Does this Jurisdiction have any open Brownfields Economic Development Initiative (BEDI) grants?

N/A

[BEDI grantees] Describe accomplishments and program outcomes during the last year.

CR-45 - CDBG 91.520(c)

Specify the nature of, and reasons for, any changes in the jurisdiction's program objectives and indications of how the jurisdiction would change its programs as a result of its experiences.

Does this Jurisdiction have any open Brownfields Economic Development Initiative (BEDI) grants?

[BEDI grantees] Describe accomplishments and program outcomes during the last year.



Office of Community Planning and Development
U.S. Department of Housing and Urban Development
Integrated Disbursement and Information System
PR26 - CDBG Financial Summary Report
Program Year 2020
HOBOKEN , NJ

DATE: 09-27-21
TIME: 14:31
PAGE: 1

PART I: SUMMARY OF CDBG RESOURCES

01 UNEXPENDED CDBG FUNDS AT END OF PREVIOUS PROGRAM YEAR	0.00
02 ENTITLEMENT GRANT	1,091,007.00
03 SURPLUS URBAN RENEWAL	0.00
04 SECTION 108 GUARANTEED LOAN FUNDS	0.00
05 CURRENT YEAR PROGRAM INCOME	0.00
05a CURRENT YEAR SECTION 108 PROGRAM INCOME (FOR SI TYPE)	0.00
06 FUNDS RETURNED TO THE LINE-OF-CREDIT	0.00
06a FUNDS RETURNED TO THE LOCAL CDBG ACCOUNT	0.00
07 ADJUSTMENT TO COMPUTE TOTAL AVAILABLE	0.00
08 TOTAL AVAILABLE (SUM, LINES 01-07)	1,091,007.00

PART II: SUMMARY OF CDBG EXPENDITURES

09 DISBURSEMENTS OTHER THAN SECTION 108 REPAYMENTS AND PLANNING/ADMINISTRATION	330,608.54
10 ADJUSTMENT TO COMPUTE TOTAL AMOUNT SUBJECT TO LOW/MOD BENEFIT	0.00
11 AMOUNT SUBJECT TO LOW/MOD BENEFIT (LINE 09 + LINE 10)	330,608.54
12 DISBURSED IN IDIS FOR PLANNING/ADMINISTRATION	148,578.30
13 DISBURSED IN IDIS FOR SECTION 108 REPAYMENTS	0.00
14 ADJUSTMENT TO COMPUTE TOTAL EXPENDITURES	0.00
15 TOTAL EXPENDITURES (SUM, LINES 11-14)	479,186.84
16 UNEXPENDED BALANCE (LINE 08 - LINE 15)	611,820.16

PART III: LOW/MOD BENEFIT THIS REPORTING PERIOD

17 EXPENDED FOR LOW/MOD HOUSING IN SPECIAL AREAS	0.00
18 EXPENDED FOR LOW/MOD MULTI-UNIT HOUSING	0.00
19 DISBURSED FOR OTHER LOW/MOD ACTIVITIES	215,196.77
20 ADJUSTMENT TO COMPUTE TOTAL LOW/MOD CREDIT	0.00
21 TOTAL LOW/MOD CREDIT (SUM, LINES 17-20)	215,196.77
22 PERCENT LOW/MOD CREDIT (LINE 21/LINE 11)	65.09%

LOW/MOD BENEFIT FOR MULTI-YEAR CERTIFICATIONS

23 PROGRAM YEARS(PY) COVERED IN CERTIFICATION	PY: PY: PY:
24 CUMULATIVE NET EXPENDITURES SUBJECT TO LOW/MOD BENEFIT CALCULATION	0.00
25 CUMULATIVE EXPENDITURES BENEFITING LOW/MOD PERSONS	0.00
26 PERCENT BENEFIT TO LOW/MOD PERSONS (LINE 25/LINE 24)	0.00%

PART IV: PUBLIC SERVICE (PS) CAP CALCULATIONS

27 DISBURSED IN IDIS FOR PUBLIC SERVICES	105,160.24
28 PS UNLIQUIDATED OBLIGATIONS AT END OF CURRENT PROGRAM YEAR	0.00
29 PS UNLIQUIDATED OBLIGATIONS AT END OF PREVIOUS PROGRAM YEAR	0.00
30 ADJUSTMENT TO COMPUTE TOTAL PS OBLIGATIONS	0.00
31 TOTAL PS OBLIGATIONS (LINE 27 + LINE 28 - LINE 29 + LINE 30)	105,160.24
32 ENTITLEMENT GRANT	1,091,007.00
33 PRIOR YEAR PROGRAM INCOME	0.00
34 ADJUSTMENT TO COMPUTE TOTAL SUBJECT TO PS CAP	0.00
35 TOTAL SUBJECT TO PS CAP (SUM, LINES 32-34)	1,091,007.00
36 PERCENT FUNDS OBLIGATED FOR PS ACTIVITIES (LINE 31/LINE 35)	9.64%

PART V: PLANNING AND ADMINISTRATION (PA) CAP

37 DISBURSED IN IDIS FOR PLANNING/ADMINISTRATION	148,578.30
38 PA UNLIQUIDATED OBLIGATIONS AT END OF CURRENT PROGRAM YEAR	0.00
39 PA UNLIQUIDATED OBLIGATIONS AT END OF PREVIOUS PROGRAM YEAR	0.00
40 ADJUSTMENT TO COMPUTE TOTAL PA OBLIGATIONS	0.00
41 TOTAL PA OBLIGATIONS (LINE 37 + LINE 38 - LINE 39 + LINE 40)	148,578.30
42 ENTITLEMENT GRANT	1,091,007.00
43 CURRENT YEAR PROGRAM INCOME	0.00
44 ADJUSTMENT TO COMPUTE TOTAL SUBJECT TO PA CAP	0.00
45 TOTAL SUBJECT TO PA CAP (SUM, LINES 42-44)	1,091,007.00
46 PERCENT FUNDS OBLIGATED FOR PA ACTIVITIES (LINE 41/LINE 45)	13.62%



Office of Community Planning and Development
U.S. Department of Housing and Urban Development
Integrated Disbursement and Information System
PR26 - CDBG Financial Summary Report
Program Year 2020
HOBOKEN , NJ

DATE: 09-27-21
TIME: 14:31
PAGE: 2

LINE 17 DETAIL: ACTIVITIES TO CONSIDER IN DETERMINING THE AMOUNT TO ENTER ON LINE 17

Report returned no data.

LINE 18 DETAIL: ACTIVITIES TO CONSIDER IN DETERMINING THE AMOUNT TO ENTER ON LINE 18

Plan Year	IDIS Project	IDIS	Activity	Activity Name	Matrix Code	National Objective	Drawn Amount
2019	14	70		Hoboken Community Center: HVAC Replacement	14B	LMH	\$28,705.91
					14B	Matrix Code	\$28,705.91
2019	10	69		Hoboken Housing Authority: Boiler Replacement	14C	LMH	\$86,705.86
					14C	Matrix Code	\$86,705.86
Total							\$115,411.77

LINE 19 DETAIL: ACTIVITIES INCLUDED IN THE COMPUTATION OF LINE 19

Plan Year	IDIS Project	IDIS Activity	Voucher Number	Activity Name	Matrix Code	National Objective	Drawn Amount
2019	11	71	6470889	All Saints Comm. Service & Development Corp: Jubilee Center Revitalization	03D	LMC	\$20,827.00
					03D	Matrix Code	\$20,827.00
2019	12	68	6521412	The Waterfront Project, Inc: Housing Counseling & Legal Advocacy	05C	LMC	\$10,000.00
					05C	Matrix Code	\$10,000.00
2019	1	61	6424238	Community Lifestyle: Super Summer Camp	05D	LMC	\$1,603.00
2019	6	72	6420781	All Saints Comm. Service & Development Corp. - Jubilee Center Academic Enrichment	05D	LMC	\$7,500.00
2020	2	74	6491575	True Mentors	05D	LMC	\$14,277.34
2020	2	74	6497781	True Mentors	05D	LMC	\$10,722.66
2020	8	78	6516411	Hoboken Dual Language Charter School (HoLa): Summer Success Program	05D	LMC	\$15,000.00
					05D	Matrix Code	\$49,103.00
2019	4	65	6424250	Hoboken Day Care: Day Care	05L	LMC	\$4,972.24
					05L	Matrix Code	\$4,972.24
2019	3	64	6440689	Hoboken Family Planning: Family Planning/STD Education	05M	LMC	\$6,669.00
2019	3	64	6440691	Hoboken Family Planning: Family Planning/STD Education	05M	LMC	\$9,271.00
2019	3	64	6440692	Hoboken Family Planning: Family Planning/STD Education	05M	LMC	\$1,145.00
					05M	Matrix Code	\$17,085.00
2019	2	63	6516418	Garden State Epsicopal: Street Outreach	05Z	LMC	\$24,000.00
					05Z	Matrix Code	\$24,000.00
2017	5	46	6462912	Hoboken Housing Authority - Physical Security Upgrades Phase #3 Various HHA Sites	14C	LMH	\$30,668.67
2018	5	53	6435981	Hoboken Housing Authority - Renovations of Units for Disabled Individuals and Families (2018)	14C	LMH	\$32,284.86
2018	6	54	6435969	Hoboken Housing Authority- Installation of Ventilation at HHA's Seven Story Buildings (2018)	14C	LMH	\$26,256.00
					14C	Matrix Code	\$89,209.53
Total							\$215,196.77

LINE 27 DETAIL: ACTIVITIES INCLUDED IN THE COMPUTATION OF LINE 27

Plan Year	IDIS Project	IDIS Activity	Voucher Number	Activity to prevent, prepare for, and respond to Coronavirus	Activity Name	Grant Number	Fund Type	Matrix Code	National Objective	Drawn Amount
2019	12	68	6521412	No	The Waterfront Project, Inc: Housing Counseling & Legal Advocacy	B19MC340131	EN	05C	LMC	\$10,000.00
								05C	Matrix Code	\$10,000.00
2019	1	61	6424238	No	Community Lifestyle: Super Summer Camp	B19MC340131	EN	05D	LMC	\$1,603.00
2019	6	72	6420781	No	All Saints Comm. Service & Development Corp. - Jubilee Center Academic Enrichment	B19MC340131	EN	05D	LMC	\$7,500.00
2020	2	74	6491575	No	True Mentors	B20MC340131	EN	05D	LMC	\$14,277.34
2020	2	74	6497781	No	True Mentors	B20MC340131	EN	05D	LMC	\$10,722.66
2020	8	78	6516411	No	Hoboken Dual Language Charter School (HoLa): Summer Success Program	B20MC340131	EN	05D	LMC	\$15,000.00
								05D	Matrix Code	\$49,103.00
2019	4	65	6424250	No	Hoboken Day Care: Day Care	B19MC340131	EN	05L	LMC	\$4,972.24
								05L	Matrix Code	\$4,972.24
2019	3	64	6440689	No	Hoboken Family Planning: Family Planning/STD Education	B19MC340131	EN	05M	LMC	\$6,669.00
2019	3	64	6440691	No	Hoboken Family Planning: Family Planning/STD Education	B19MC340131	EN	05M	LMC	\$9,271.00
2019	3	64	6440692	No	Hoboken Family Planning: Family Planning/STD Education	B19MC340131	EN	05M	LMC	\$1,145.00
								05M	Matrix Code	\$17,085.00
2019	2	63	6516418	No	Garden State Epsicopal: Street Outreach	B19MC340131	EN	05Z	LMC	\$24,000.00
								05Z	Matrix Code	\$24,000.00
				No	Activity to prevent, prepare for, and respond to Coronavirus					\$105,160.24
Total										\$105,160.24

LINE 37 DETAIL: ACTIVITIES INCLUDED IN THE COMPUTATION OF LINE 37



Office of Community Planning and Development
U.S. Department of Housing and Urban Development
Integrated Disbursement and Information System
PR26 - CDBG Financial Summary Report
Program Year 2020
HOBOKEN , NJ

DATE: 09-27-21
TIME: 14:31
PAGE: 3

Plan Year	IDIS Project	IDIS Activity	Voucher Number	Activity Name	Matrix Code	National Objective	Drawn Amount
2018	11	48	6420748	Planning and Administration 2018	21A		\$273.00
2019	9	62	6382746	Planning & Administration	21A		\$150.00
2019	9	62	6382748	Planning & Administration	21A		\$200.00
2019	9	62	6383812	Planning & Administration	21A		\$1,225.00
2019	9	62	6383817	Planning & Administration	21A		\$6,750.00
2019	9	62	6383824	Planning & Administration	21A		\$1,890.00
2019	9	62	6383828	Planning & Administration	21A		\$420.00
2019	9	62	6383834	Planning & Administration	21A		\$3,975.00
2019	9	62	6383842	Planning & Administration	21A		\$1,330.00
2019	9	62	6383846	Planning & Administration	21A		\$520.00
2019	9	62	6383848	Planning & Administration	21A		\$3,975.00
2019	9	62	6387326	Planning & Administration	21A		\$137.39
2019	9	62	6420758	Planning & Administration	21A		\$750.00
2019	9	62	6420764	Planning & Administration	21A		\$712.50
2019	9	62	6420765	Planning & Administration	21A		\$4,637.50
2019	9	62	6420768	Planning & Administration	21A		\$75.00
2019	9	62	6420769	Planning & Administration	21A		\$1,200.00
2019	9	62	6420771	Planning & Administration	21A		\$187.50
2019	9	62	6420774	Planning & Administration	21A		\$1,044.50
2019	9	62	6422653	Planning & Administration	21A		\$664.84
2019	9	62	6422655	Planning & Administration	21A		\$856.40
2019	9	62	6440697	Planning & Administration	21A		\$1,725.00
2019	9	62	6440698	Planning & Administration	21A		\$525.00
2019	9	62	6479243	Planning & Administration	21A		\$3,107.50
2019	9	62	6479247	Planning & Administration	21A		\$637.50
2019	9	62	6479249	Planning & Administration	21A		\$1,200.00
2019	9	62	6479250	Planning & Administration	21A		\$1,275.00
2019	9	62	6479251	Planning & Administration	21A		\$3,375.00
2019	9	62	6479255	Planning & Administration	21A		\$200.00
2019	9	62	6481542	Planning & Administration	21A		\$600.00
2019	9	62	6481544	Planning & Administration	21A		\$3,375.00
2019	9	62	6481547	Planning & Administration	21A		\$5,170.00
2019	9	62	6500103	Planning & Administration	21A		\$6,750.00
2019	9	62	6500106	Planning & Administration	21A		\$1,500.00
2019	9	62	6500108	Planning & Administration	21A		\$8,595.00
2020	7	84	6461312	Administration	21A		\$5,500.00
2020	7	84	6462891	Administration	21A		\$104.59
2020	7	84	6462898	Administration	21A		\$277.78
2020	7	84	6470902	Administration	21A		\$1,200.00
2020	7	84	6479232	Administration	21A		\$3,434.56
2020	7	84	6479233	Administration	21A		\$4,808.29
2020	7	84	6479234	Administration	21A		\$171.84
2020	7	84	6479235	Administration	21A		\$123.07
2020	7	84	6481550	Administration	21A		\$9,771.75
2020	7	84	6481551	Administration	21A		\$712.50
2020	7	84	6498630	Administration	21A		\$9,207.50
2020	7	84	6498634	Administration	21A		\$600.00
2020	7	84	6498640	Administration	21A		\$18,240.00
2020	7	84	6498641	Administration	21A		\$366.90
2020	7	84	6507906	Administration	21A		\$1,275.00
2020	7	84	6507907	Administration	21A		\$1,216.00
2020	7	84	6507908	Administration	21A		\$301.22
2020	7	84	6516400	Administration	21A		\$312.17
2020	7	84	6516401	Administration	21A		\$236.32
2020	7	84	6516405	Administration	21A		\$2,380.82
2020	7	84	6516406	Administration	21A		\$6,365.00
2020	7	84	6533484	Administration	21A		\$200.00
2020	7	84	6533486	Administration	21A		\$202.19
2020	7	84	6533489	Administration	21A		\$150.99
2020	7	84	6535329	Administration	21A		\$1,027.68
2020	7	84	6537381	Administration	21A		\$11,383.50
Total					21A	Matrix Code	\$148,578.30
							\$148,578.30



Office of Community Planning and Development
U.S. Department of Housing and Urban Development
Integrated Disbursement and Information System
PR26 - CDBG-CV Financial Summary Report
HOBOKEN , NJ

DATE: 09-27-21
TIME: 14:34
PAGE: 1

PART I: SUMMARY OF CDBG-CV RESOURCES

01 CDBG-CV GRANT	1,232,701.00
02 FUNDS RETURNED TO THE LINE-OF-CREDIT	0.00
03 FUNDS RETURNED TO THE LOCAL CDBG ACCOUNT	0.00
04 TOTAL AVAILABLE (SUM, LINES 01-03)	1,232,701.00

PART II: SUMMARY OF CDBG-CV EXPENDITURES

05 DISBURSEMENTS OTHER THAN SECTION 108 REPAYMENTS AND PLANNING/ADMINISTRATION	0.00
06 DISBURSED IN IDIS FOR PLANNING/ADMINISTRATION	0.00
07 DISBURSED IN IDIS FOR SECTION 108 REPAYMENTS	0.00
08 TOTAL EXPENDITURES (SUM, LINES 05 - 07)	0.00
09 UNEXPENDED BALANCE (LINE 04 - LINE8)	1,232,701.00

PART III: LOWMOD BENEFIT FOR THE CDBG-CV GRANT

10 EXPENDED FOR LOW/MOD HOUSING IN SPECIAL AREAS	0.00
11 EXPENDED FOR LOW/MOD MULTI-UNIT HOUSING	0.00
12 DISBURSED FOR OTHER LOW/MOD ACTIVITIES	0.00
13 TOTAL LOW/MOD CREDIT (SUM, LINES 10 - 12)	0.00
14 AMOUNT SUBJECT TO LOW/MOD BENEFIT (LINE 05)	0.00
15 PERCENT LOW/MOD CREDIT (LINE 13/LINE 14)	0.00%

PART IV: PUBLIC SERVICE (PS) CALCULATIONS

16 DISBURSED IN IDIS FOR PUBLIC SERVICES	0.00
17 CDBG-CV GRANT	1,232,701.00
18 PERCENT OF FUNDS DISBURSED FOR PS ACTIVITIES (LINE 16/LINE 17)	0.00%

PART V: PLANNING AND ADMINISTRATION (PA) CAP

19 DISBURSED IN IDIS FOR PLANNING/ADMINISTRATION	0.00
20 CDBG-CV GRANT	1,232,701.00
21 PERCENT OF FUNDS DISBURSED FOR PA ACTIVITIES (LINE 19/LINE 20)	0.00%



LINE 10 DETAIL: ACTIVITIES TO CONSIDER IN DETERMINING THE AMOUNT TO ENTER ON LINE 10

Report returned no data.

LINE 11 DETAIL: ACTIVITIES TO CONSIDER IN DETERMINING THE AMOUNT TO ENTER ON LINE 11

Report returned no data.

LINE 12 DETAIL: ACTIVITIES INCLUDED IN THE COMPUTATION OF LINE 12

Report returned no data.

LINE 16 DETAIL: ACTIVITIES INCLUDED IN THE COMPUTATION OF LINE 16

Report returned no data.

LINE 19 DETAIL: ACTIVITIES INCLUDED IN THE COMPUTATION OF LINE 19

Report returned no data.



U.S. Department of Housing and Urban Development
Office of Community Planning and Development
Integrated Disbursement and Information System
CDBG Activity Summary Report (GPR) for Program Year 2020
HOBOKEN

Date: 27-Sep-2021
Time: 14:38
Page: 1

PGM Year:	2017					
Project:	0005 - Hoboken Housing Authority - Physical Security Upgrades Phase #3 Various HHA Sites					
IDIS Activity:	46 - Hoboken Housing Authority - Physical Security Upgrades Phase #3 Various HHA Sites					
Status:	Open		Objective:	Create suitable living environments		
Location:	400 Harrison St Hoboken, NJ 07030-6202		Outcome:	Availability/accessibility		
			Matrix Code:	Public Housing Modernization (14C)		National Objective: LMH

Activity to prevent, prepare for, and respond to Coronavirus: No

Initial Funding Date: 10/11/2017

Description:

Funding will upgrade security infrastructure throughout all buildings within the Hoboken Housing Authority. CDBG funding will be used for the cost of installing approximately 50 cameras throughout elevators, parking lots, playgrounds and other high-activity areas throughout the Hoboken Housing Authority. The Subrecipient will hire a consultant to design project specifications and manage the project. CDBG funding will not be used for architectural/engineering fees.

Financing

	Fund Type	Grant Year	Grant	Funded Amount	Drawn In Program Year	Drawn Thru Program Year
CDBG	EN	2017	B17MC340131	\$797,636.00	\$30,668.67	\$797,636.00
Total	Total			\$797,636.00	\$30,668.67	\$797,636.00

Proposed Accomplishments

Housing Units : 1,353

Actual Accomplishments

Number assisted:

	Owner		Renter		Total		Person	
	Total	Hispanic	Total	Hispanic	Total	Hispanic	Total	Hispanic
White:	0	0	1,754	1,419	1,754	1,419	0	0
Black/African American:	0	0	684	47	684	47	0	0
Asian:	0	0	8	2	8	2	0	0
American Indian/Alaskan Native:	0	0	0	0	0	0	0	0
Native Hawaiian/Other Pacific Islander:	0	0	5	3	5	3	0	0
American Indian/Alaskan Native & White:	0	0	0	0	0	0	0	0
Asian White:	0	0	0	0	0	0	0	0
Black/African American & White:	0	0	0	0	0	0	0	0
American Indian/Alaskan Native & Black/African American:	0	0	0	0	0	0	0	0
Other multi-racial:	0	0	0	0	0	0	0	0
Asian/Pacific Islander:	0	0	0	0	0	0	0	0



U.S. Department of Housing and Urban Development
Office of Community Planning and Development
Integrated Disbursement and Information System
CDBG Activity Summary Report (GPR) for Program Year 2020
HOBOKEN

Date: 27-Sep-2021
Time: 14:38
Page: 2

Hispanic:	0	0	0	0	0	0	0	0
Total:	0	0	2,451	1,471	2,451	1,471	0	0
Female-headed Households:	0		0		0			

Income Category:

	Owner	Renter	Total	Person
Extremely Low	0	873	873	0
Low Mod	0	215	215	0
Moderate	0	85	85	0
Non Low Moderate	0	48	48	0
Total	0	1,221	1,221	0
Percent Low/Mod		96.1%	96.1%	

Annual Accomplishments

Years	Accomplishment Narrative	# Benefitting
2018	This phase of the Physical Security project features the installation of security cameras throughout the HHA campus, as well as access controls in senior buildings and the installation security command center in an HHA building.	



U.S. Department of Housing and Urban Development
Office of Community Planning and Development
Integrated Disbursement and Information System
CDBG Activity Summary Report (GPR) for Program Year 2020
HOBOKEN

Date: 27-Sep-2021
Time: 14:38
Page: 3

PGM Year:	2018		
Project:	0011 - Planning and Administration		
IDIS Activity:	48 - Planning and Administration 2018		
Status:	Open	Objective:	
Location:	,	Outcome:	
		Matrix Code:	General Program Administration (21A)
		National Objective:	

Activity to prevent, prepare for, and respond to Coronavirus: No

Initial Funding Date: 10/31/2018

Description:
Direct administration of Program Year 2018 CDBG funds; includes funding for Analysis of Impediments consultant, supplies, educational workshops, and staff salary

Financing

	Fund Type	Grant Year	Grant	Funded Amount	Drawn In Program Year	Drawn Thru Program Year
CDBG	EN	2018	B18MC340131	\$83,747.60	\$273.00	\$83,747.60
Total	Total			\$83,747.60	\$273.00	\$83,747.60

Proposed Accomplishments

Actual Accomplishments

Number assisted:

	Owner		Renter		Total		Person	
	Total	Hispanic	Total	Hispanic	Total	Hispanic	Total	Hispanic
White:					0	0		
Black/African American:					0	0		
Asian:					0	0		
American Indian/Alaskan Native:					0	0		
Native Hawaiian/Other Pacific Islander:					0	0		
American Indian/Alaskan Native & White:					0	0		
Asian White:					0	0		
Black/African American & White:					0	0		
American Indian/Alaskan Native & Black/African American:					0	0		
Other multi-racial:					0	0		
Asian/Pacific Islander:					0	0		
Hispanic:					0	0		
Total:	0	0	0	0	0	0	0	0
Female-headed Households:					0			



U.S. Department of Housing and Urban Development
Office of Community Planning and Development
Integrated Disbursement and Information System
CDBG Activity Summary Report (GPR) for Program Year 2020
HOBOKEN

Date: 27-Sep-2021

Time: 14:38

Page: 4

Income Category:

	Owner	Renter	Total	Person
Extremely Low			0	
Low Mod			0	
Moderate			0	
Non Low Moderate			0	
Total	0	0	0	0
Percent Low/Mod				

Annual Accomplishments

No data returned for this view. This might be because the applied filter excludes all data.



U.S. Department of Housing and Urban Development
Office of Community Planning and Development
Integrated Disbursement and Information System
CDBG Activity Summary Report (GPR) for Program Year 2020
HOBOKEN

Date: 27-Sep-2021
Time: 14:38
Page: 5

PGM Year:	2018						
Project:	0005 - Hoboken Housing Authority - Renovations of Units for Disabled Individuals and Families						
IDIS Activity:	53 - Hoboken Housing Authority - Renovations of Units for Disabled Individuals and Families (2018)						
Status:	Completed 12/1/2020 12:00:00 AM	Objective:	Create suitable living environments				
Location:	400 Harrison St NJ Hoboken, NJ 07030-6202	Outcome:	Availability/accessibility				
		Matrix Code:	Public Housing Modernization (14C)	National Objective:	LMH		

Activity to prevent, prepare for, and respond to Coronavirus: No

Initial Funding Date: 11/08/2018

Description:

The Hoboken Housing Authority proposes to fully renovate six (6) units for full access under the definition of the Americans with Disabilities Act (ADA). The application proposes two (2) units at each of the Adams, Monroe and Fox Hill Developments.

Financing

	Fund Type	Grant Year	Grant	Funded Amount	Drawn In Program Year	Drawn Thru Program Year
CDBG	EN	2018	B18MC340131	\$169,200.00	\$32,284.86	\$169,200.00
Total	Total			\$169,200.00	\$32,284.86	\$169,200.00

Proposed Accomplishments

Housing Units : 6

Actual Accomplishments

Number assisted:

	Owner		Renter		Total		Person	
	Total	Hispanic	Total	Hispanic	Total	Hispanic	Total	Hispanic
White:	0	0	5	4	5	4	0	0
Black/African American:	0	0	1	0	1	0	0	0
Asian:	0	0	0	0	0	0	0	0
American Indian/Alaskan Native:	0	0	0	0	0	0	0	0
Native Hawaiian/Other Pacific Islander:	0	0	0	0	0	0	0	0
American Indian/Alaskan Native & White:	0	0	0	0	0	0	0	0
Asian White:	0	0	0	0	0	0	0	0
Black/African American & White:	0	0	0	0	0	0	0	0
American Indian/Alaskan Native & Black/African American:	0	0	0	0	0	0	0	0
Other multi-racial:	0	0	0	0	0	0	0	0
Asian/Pacific Islander:	0	0	0	0	0	0	0	0
Hispanic:	0	0	0	0	0	0	0	0
Total:	0	0	6	4	6	4	0	0



U.S. Department of Housing and Urban Development
Office of Community Planning and Development
Integrated Disbursement and Information System
CDBG Activity Summary Report (GPR) for Program Year 2020
HOBOKEN

Date: 27-Sep-2021
Time: 14:38
Page: 6

Female-headed Households:

0 0 0

Income Category:

	Owner	Renter	Total	Person
Extremely Low	0	6	6	0
Low Mod	0	0	0	0
Moderate	0	0	0	0
Non Low Moderate	0	0	0	0
Total	0	6	6	0
Percent Low/Mod		100.0%	100.0%	

Annual Accomplishments

Years	Accomplishment Narrative	# Benefitting
2019	The Housing Authority renovated six (6) units to make them ADA accessible. (Monroe Gardens 1B; Adams Gardens 6B; Christopher Columbus 1F; Fox Hills 3C, 5G and 8P)	



U.S. Department of Housing and Urban Development
Office of Community Planning and Development
Integrated Disbursement and Information System
CDBG Activity Summary Report (GPR) for Program Year 2020
HOBOKEN

Date: 27-Sep-2021
Time: 14:38
Page: 7

PGM Year:	2018		
Project:	0006 - Hoboken Housing Authority- Installation of Ventilation at HHA's Seven Story Buildings		
IDIS Activity:	54 - Hoboken Housing Authority- Installation of Ventilation at HHA's Seven Story Buildings (2018)		
Status:	Completed 12/1/2020 12:00:00 AM	Objective:	Create suitable living environments
Location:	400 Harrison St NJ Hoboken, NJ 07030-6202	Outcome:	Availability/accessibility
		Matrix Code:	Public Housing Modernization (14C)
		National Objective:	LMH

Activity to prevent, prepare for, and respond to Coronavirus: No

Initial Funding Date: 11/08/2018

Description:

Approximately 10 years ago, new sealed window systems were installed in all of the Hoboken Housing Authority's ten (10), seven story building stairwells. This action caused the stairways, hallways, and unit interiors to become closed air tight systems with little ventilation. This has caused a multitude of issues within many units and has negatively affected the quality of life in HHA buildings.

Financing

	Fund Type	Grant Year	Grant	Funded Amount	Drawn In Program Year	Drawn Thru Program Year
CDBG	EN	2018	B18MC340131	\$280,776.00	\$26,256.00	\$280,776.00
Total	Total			\$280,776.00	\$26,256.00	\$280,776.00

Proposed Accomplishments

Housing Units : 485

Actual Accomplishments

Number assisted:

	Owner		Renter		Total		Person	
	Total	Hispanic	Total	Hispanic	Total	Hispanic	Total	Hispanic
White:	0	0	331	288	331	288	0	0
Black/African American:	0	0	161	8	161	8	0	0
Asian:	0	0	0	0	0	0	0	0
American Indian/Alaskan Native:	0	0	0	0	0	0	0	0
Native Hawaiian/Other Pacific Islander:	0	0	0	0	0	0	0	0
American Indian/Alaskan Native & White:	0	0	0	0	0	0	0	0
Asian White:	0	0	0	0	0	0	0	0
Black/African American & White:	0	0	0	0	0	0	0	0
American Indian/Alaskan Native & Black/African American:	0	0	0	0	0	0	0	0
Other multi-racial:	0	0	0	0	0	0	0	0
Asian/Pacific Islander:	0	0	0	0	0	0	0	0
Hispanic:	0	0	0	0	0	0	0	0



U.S. Department of Housing and Urban Development
Office of Community Planning and Development
Integrated Disbursement and Information System
CDBG Activity Summary Report (GPR) for Program Year 2020
HOBOKEN

Date: 27-Sep-2021
Time: 14:38
Page: 8

Total: 0 0 492 296 492 296 0 0

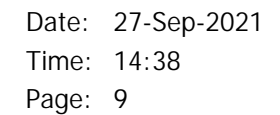
Female-headed Households: 0 0 0

Income Category:

	Owner	Renter	Total	Person
Extremely Low	0	492	492	0
Low Mod	0	0	0	0
Moderate	0	0	0	0
Non Low Moderate	0	0	0	0
Total	0	492	492	0
Percent Low/Mod		100.0%	100.0%	

Annual Accomplishments

Years	Accomplishment Narrative	# Benefitting
2019		



Page: 9 of 57



U.S. Department of Housing and Urban Development
Office of Community Planning and Development
Integrated Disbursement and Information System
CDBG Activity Summary Report (GPR) for Program Year 2020
HOBOKEN

Date: 27-Sep-2021

Time: 14:38

Page: 10

Female-headed Households: 0 0 0

Income Category:

	Owner	Renter	Total	Person
Extremely Low	0	0	0	0
Low Mod	0	0	0	0
Moderate	0	0	0	0
Non Low Moderate	0	0	0	0
Total	0	0	0	0

Percent Low/Mod

Annual Accomplishments

No data returned for this view. This might be because the applied filter excludes all data.



U.S. Department of Housing and Urban Development
Office of Community Planning and Development
Integrated Disbursement and Information System
CDBG Activity Summary Report (GPR) for Program Year 2020
HOBOKEN

Date: 27-Sep-2021
Time: 14:38
Page: 11

PGM Year: 2019
Project: 0001 - Community Lifestyle
IDIS Activity: 61 - Community Lifestyle: Super Summer Camp
Status: Completed 10/21/2020 12:00:00 AM
Location: 311 Harrison St Hoboken, NJ 07030-6116
Objective: Create suitable living environments
Outcome: Availability/accessibility
Matrix Code: Youth Services (05D)
National Objective: LMC

Activity to prevent, prepare for, and respond to Coronavirus: No

Initial Funding Date: 12/23/2019

Description:

Financing

	Fund Type	Grant Year	Grant	Funded Amount	Drawn In Program Year	Drawn Thru Program Year
CDBG	EN	2019	B19MC340131	\$10,328.00	\$1,603.00	\$10,328.00
Total	Total			\$10,328.00	\$1,603.00	\$10,328.00

Proposed Accomplishments

People (General) : 75

Actual Accomplishments

Number assisted:

	Owner		Renter		Total		Person	
	Total	Hispanic	Total	Hispanic	Total	Hispanic	Total	Hispanic
White:	0	0	0	0	0	0	49	42
Black/African American:	0	0	0	0	0	0	23	1
Asian:	0	0	0	0	0	0	0	0
American Indian/Alaskan Native:	0	0	0	0	0	0	0	0
Native Hawaiian/Other Pacific Islander:	0	0	0	0	0	0	0	0
American Indian/Alaskan Native & White:	0	0	0	0	0	0	0	0
Asian White:	0	0	0	0	0	0	0	0
Black/African American & White:	0	0	0	0	0	0	0	0
American Indian/Alaskan Native & Black/African American:	0	0	0	0	0	0	0	0
Other multi-racial:	0	0	0	0	0	0	0	0
Asian/Pacific Islander:	0	0	0	0	0	0	0	0
Hispanic:	0	0	0	0	0	0	0	0
Total:	0	0	0	0	0	0	72	43
Female-headed Households:	0		0		0			



U.S. Department of Housing and Urban Development
Office of Community Planning and Development
Integrated Disbursement and Information System
CDBG Activity Summary Report (GPR) for Program Year 2020
HOBOKEN

Date: 27-Sep-2021

Time: 14:38

Page: 12

Income Category:

	Owner	Renter	Total	Person
Extremely Low	0	0	0	72
Low Mod	0	0	0	0
Moderate	0	0	0	0
Non Low Moderate	0	0	0	0
Total	0	0	0	72
Percent Low/Mod				100.0%

Annual Accomplishments

Years	Accomplishment Narrative	# Benefitting
2019	Community Lifestyles provided a free summer camp to seventy-two (72) kids from the Hoboken Housing Authority.	



U.S. Department of Housing and Urban Development
Office of Community Planning and Development
Integrated Disbursement and Information System
CDBG Activity Summary Report (GPR) for Program Year 2020
HOBOKEN

Date: 27-Sep-2021
Time: 14:38
Page: 13

PGM Year: 2019
Project: 0009 - Planning and Administration
IDIS Activity: 62 - Planning & Administration

Status: Open
Location: ,

Objective:
Outcome:
Matrix Code: General Program Administration (21A) **National Objective:**

Activity to prevent, prepare for, and respond to Coronavirus: No

Initial Funding Date: 11/06/2019

Description:

Staffing, professional services and other expenses to administer the CDBG Program.

Financing

	Fund Type	Grant Year	Grant	Funded Amount	Drawn In Program Year	Drawn Thru Program Year
CDBG	EN	2019	B19MC340131	\$150,000.00	\$68,735.63	\$119,965.79
Total	Total			\$150,000.00	\$68,735.63	\$119,965.79

Proposed Accomplishments

Actual Accomplishments

Number assisted:

	Owner		Renter		Total		Person	
	Total	Hispanic	Total	Hispanic	Total	Hispanic	Total	Hispanic
White:					0	0		
Black/African American:					0	0		
Asian:					0	0		
American Indian/Alaskan Native:					0	0		
Native Hawaiian/Other Pacific Islander:					0	0		
American Indian/Alaskan Native & White:					0	0		
Asian White:					0	0		
Black/African American & White:					0	0		
American Indian/Alaskan Native & Black/African American:					0	0		
Other multi-racial:					0	0		
Asian/Pacific Islander:					0	0		
Hispanic:					0	0		
Total:	0	0	0	0	0	0	0	0
Female-headed Households:					0			



U.S. Department of Housing and Urban Development
Office of Community Planning and Development
Integrated Disbursement and Information System
CDBG Activity Summary Report (GPR) for Program Year 2020
HOBOKEN

Date: 27-Sep-2021

Time: 14:38

Page: 14

Income Category:

	Owner	Renter	Total	Person
Extremely Low			0	
Low Mod			0	
Moderate			0	
Non Low Moderate			0	
Total	0	0	0	0
Percent Low/Mod				

Annual Accomplishments

No data returned for this view. This might be because the applied filter excludes all data.



U.S. Department of Housing and Urban Development
Office of Community Planning and Development
Integrated Disbursement and Information System
CDBG Activity Summary Report (GPR) for Program Year 2020
HOBOKEN

Date: 27-Sep-2021
Time: 14:38
Page: 15

PGM Year:	2019								
Project:	0002 - Garden State Episcopal CDC								
IDIS Activity:	63 - Garden State Episcopal: Street Outreach								
Status:	Open	Objective:	Create suitable living environments						
Location:	514 Newark St Hoboken, NJ 07030-6506	Outcome:	Availability/accessibility						
		Matrix Code:	Other Public Services Not Listed in 05A-05Y, 03T (05Z)				National Objective:	LMC	

Activity to prevent, prepare for, and respond to Coronavirus: No

Initial Funding Date: 12/23/2019

Description:

The Subrecipient is receiving funding to service 360 unduplicated homeless individuals, providing them linkages to emergency shelter, medical services, mainstream resources and housing stabilization services.

Financing

	Fund Type	Grant Year	Grant	Funded Amount	Drawn In Program Year	Drawn Thru Program Year
CDBG	EN	2019	B19MC340131	\$24,000.00	\$24,000.00	\$24,000.00
Total	Total			\$24,000.00	\$24,000.00	\$24,000.00

Proposed Accomplishments

People (General) : 360

Actual Accomplishments

Number assisted:

	Owner		Renter		Total		Person	
	Total	Hispanic	Total	Hispanic	Total	Hispanic	Total	Hispanic
White:	0	0	0	0	0	0	344	214
Black/African American:	0	0	0	0	0	0	456	42
Asian:	0	0	0	0	0	0	5	0
American Indian/Alaskan Native:	0	0	0	0	0	0	0	0
Native Hawaiian/Other Pacific Islander:	0	0	0	0	0	0	0	0
American Indian/Alaskan Native & White:	0	0	0	0	0	0	0	0
Asian White:	0	0	0	0	0	0	0	0
Black/African American & White:	0	0	0	0	0	0	0	0
American Indian/Alaskan Native & Black/African American:	0	0	0	0	0	0	0	0
Other multi-racial:	0	0	0	0	0	0	20	0
Asian/Pacific Islander:	0	0	0	0	0	0	0	0
Hispanic:	0	0	0	0	0	0	0	0
Total:	0	0	0	0	0	0	825	256



U.S. Department of Housing and Urban Development
Office of Community Planning and Development
Integrated Disbursement and Information System
CDBG Activity Summary Report (GPR) for Program Year 2020
HOBOKEN

Date: 27-Sep-2021
Time: 14:38
Page: 16

Female-headed Households: 0 0 0

Income Category:

	Owner	Renter	Total	Person
Extremely Low	0	0	0	825
Low Mod	0	0	0	0
Moderate	0	0	0	0
Non Low Moderate	0	0	0	0
Total	0	0	0	825
Percent Low/Mod				100.0%

Annual Accomplishments

Years	Accomplishment Narrative	# Benefitting
2019	Garden State Episcopal provided street outreach services to homeless individuals in the hopes of connecting them to essential services and emergency shelters.	



U.S. Department of Housing and Urban Development
Office of Community Planning and Development
Integrated Disbursement and Information System
CDBG Activity Summary Report (GPR) for Program Year 2020
HOBOKEN

Date: 27-Sep-2021
Time: 14:38
Page: 17

PGM Year:	2019		
Project:	0003 - Hoboken Family Planning - Family Planning Services		
IDIS Activity:	64 - Hoboken Family Planning: Family Planning/STD Education		
Status:	Completed 12/7/2020 12:00:00 AM	Objective:	Create suitable living environments
Location:	124 Grand St Hoboken, NJ 07030-2510	Outcome:	Availability/accessibility
		Matrix Code:	Health Services (05M)
		National Objective:	LMC

Activity to prevent, prepare for, and respond to Coronavirus: No

Initial Funding Date: 12/23/2019

Description:

The Subrecipient is receiving funding to serve 115 low and moderate income residents with family planning services, health care services and counseling services, as well as 180 low and moderate income residents with an expanded STD Awareness Program.
A total of 295 low and moderate income residents will be served through this combined program.

Financing

	Fund Type	Grant Year	Grant	Funded Amount	Drawn In Program Year	Drawn Thru Program Year
CDBG	EN	2019	B19MC340131	\$20,000.00	\$17,085.00	\$20,000.00
Total	Total			\$20,000.00	\$17,085.00	\$20,000.00

Proposed Accomplishments

People (General) : 295

Actual Accomplishments

Number assisted:

	Owner		Renter		Total		Person	
	Total	Hispanic	Total	Hispanic	Total	Hispanic	Total	Hispanic
White:	0	0	0	0	0	0	16	12
Black/African American:	0	0	0	0	0	0	11	0
Asian:	0	0	0	0	0	0	0	0
American Indian/Alaskan Native:	0	0	0	0	0	0	0	0
Native Hawaiian/Other Pacific Islander:	0	0	0	0	0	0	0	0
American Indian/Alaskan Native & White:	0	0	0	0	0	0	0	0
Asian White:	0	0	0	0	0	0	0	0
Black/African American & White:	0	0	0	0	0	0	0	0
American Indian/Alaskan Native & Black/African American:	0	0	0	0	0	0	0	0
Other multi-racial:	0	0	0	0	0	0	0	0
Asian/Pacific Islander:	0	0	0	0	0	0	0	0
Hispanic:	0	0	0	0	0	0	0	0



U.S. Department of Housing and Urban Development
Office of Community Planning and Development
Integrated Disbursement and Information System
CDBG Activity Summary Report (GPR) for Program Year 2020
HOBOKEN

Date: 27-Sep-2021
Time: 14:38
Page: 18

Total: 0 0 0 0 0 0 27 12

Female-headed Households: 0 0 0 0

Income Category:

	Owner	Renter	Total	Person
Extremely Low	0	0	0	27
Low Mod	0	0	0	0
Moderate	0	0	0	0
Non Low Moderate	0	0	0	0
Total	0	0	0	27
Percent Low/Mod				100.0%

Annual Accomplishments

Years	Accomplishment Narrative	# Benefitting
2019	Hoboken Family Planning was able to serve twenty seven individuals with family planning services, health care services and counseling services.	



U.S. Department of Housing and Urban Development
Office of Community Planning and Development
Integrated Disbursement and Information System
CDBG Activity Summary Report (GPR) for Program Year 2020
HOBOKEN

Date: 27-Sep-2021
Time: 14:38
Page: 19

PGM Year:	2019		
Project:	0004 - Hoboken Day Care 100		
IDIS Activity:	65 - Hoboken Day Care: Day Care		
Status:	Open	Objective:	Create suitable living environments
Location:	124 Grand St Hoboken, NJ 07030-2510	Outcome:	Affordability
		Matrix Code:	Child Care Services (05L)
		National Objective:	LMC

Activity to prevent, prepare for, and respond to Coronavirus: No

Initial Funding Date: 12/23/2019

Description:

The Subrecipient will provide child care to low- and moderate income families.

The Subrecipient will also provide child care at very low rates to families that are not eligible for subsidized child care however cannot afford to pay child care rates in Hoboken.

Financing

	Fund Type	Grant Year	Grant	Funded Amount	Drawn In Program Year	Drawn Thru Program Year
CDBG	EN	2019	B19MC340131	\$15,000.00	\$4,972.24	\$15,000.00
Total	Total			\$15,000.00	\$4,972.24	\$15,000.00

Proposed Accomplishments

People (General) : 20

Actual Accomplishments

Number assisted:

	Owner		Renter		Total		Person	
	Total	Hispanic	Total	Hispanic	Total	Hispanic	Total	Hispanic
White:	0	0	0	0	0	0	40	6
Black/African American:	0	0	0	0	0	0	14	6
Asian:	0	0	0	0	0	0	8	0
American Indian/Alaskan Native:	0	0	0	0	0	0	0	0
Native Hawaiian/Other Pacific Islander:	0	0	0	0	0	0	0	0
American Indian/Alaskan Native & White:	0	0	0	0	0	0	0	0
Asian White:	0	0	0	0	0	0	0	0
Black/African American & White:	0	0	0	0	0	0	0	0
American Indian/Alaskan Native & Black/African American:	0	0	0	0	0	0	0	0
Other multi-racial:	0	0	0	0	0	0	0	0
Asian/Pacific Islander:	0	0	0	0	0	0	0	0
Hispanic:	0	0	0	0	0	0	0	0
Total:	0	0	0	0	0	0	62	12



U.S. Department of Housing and Urban Development
Office of Community Planning and Development
Integrated Disbursement and Information System
CDBG Activity Summary Report (GPR) for Program Year 2020
HOBOKEN

Date: 27-Sep-2021
Time: 14:38
Page: 20

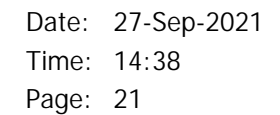
Female-headed Households: 0 0 0

Income Category:

	Owner	Renter	Total	Person
Extremely Low	0	0	0	11
Low Mod	0	0	0	10
Moderate	0	0	0	15
Non Low Moderate	0	0	0	26
Total	0	0	0	62
Percent Low/Mod				58.1%

Annual Accomplishments

Years	Accomplishment Narrative	# Benefitting
2019	The Day Care provided services to sixty-two unique clients during the program year.	



Page: 21 of 57



U.S. Department of Housing and Urban Development
Office of Community Planning and Development
Integrated Disbursement and Information System
CDBG Activity Summary Report (GPR) for Program Year 2020
HOBOKEN

Date: 27-Sep-2021
Time: 14:38
Page: 22

Female-headed Households:

0 0 0

Income Category:

	Owner	Renter	Total	Person
Extremely Low	0	0	0	447
Low Mod	0	0	0	20
Moderate	0	0	0	0
Non Low Moderate	0	0	0	0
Total	0	0	0	467
Percent Low/Mod				100.0%

Annual Accomplishments

Years	Accomplishment Narrative	# Benefitting
2019	The Hoboken Shelter provided 16,733 bed nights of emergency shelter serving 467 unduplicated clients.	



U.S. Department of Housing and Urban Development
Office of Community Planning and Development
Integrated Disbursement and Information System
CDBG Activity Summary Report (GPR) for Program Year 2020
HOBOKEN

Date: 27-Sep-2021
Time: 14:38
Page: 23

PGM Year:	2019		
Project:	0012 - The Waterfront Project		
IDIS Activity:	68 - The Waterfront Project, Inc: Housing Counseling & Legal Advocacy		
Status:	Open	Objective:	Create suitable living environments
Location:	1301 Washington St Hoboken, NJ 07030-5557	Outcome:	Availability/accessibility
		Matrix Code:	Legal Services (05C)
		National Objective:	LMC

Activity to prevent, prepare for, and respond to Coronavirus: No

Initial Funding Date: 12/23/2019

Description:

The Subrecipient is receiving funding to provide free legal advice, advocacy and representation to Hoboken's low and moderate-income residents from offices located in the Hoboken Community Center as well as housing counseling as a HUD certified housing counseling agency.

Financing

	Fund Type	Grant Year	Grant	Funded Amount	Drawn In Program Year	Drawn Thru Program Year
CDBG	EN	2019	B19MC340131	\$10,000.00	\$10,000.00	\$10,000.00
Total	Total			\$10,000.00	\$10,000.00	\$10,000.00

Proposed Accomplishments

People (General) : 45

Actual Accomplishments

Number assisted:

	Owner		Renter		Total		Person	
	Total	Hispanic	Total	Hispanic	Total	Hispanic	Total	Hispanic
White:	0	0	0	0	0	0	28	8
Black/African American:	0	0	0	0	0	0	22	0
Asian:	0	0	0	0	0	0	0	0
American Indian/Alaskan Native:	0	0	0	0	0	0	0	0
Native Hawaiian/Other Pacific Islander:	0	0	0	0	0	0	0	0
American Indian/Alaskan Native & White:	0	0	0	0	0	0	0	0
Asian White:	0	0	0	0	0	0	0	0
Black/African American & White:	0	0	0	0	0	0	0	0
American Indian/Alaskan Native & Black/African American:	0	0	0	0	0	0	0	0
Other multi-racial:	0	0	0	0	0	0	0	0
Asian/Pacific Islander:	0	0	0	0	0	0	0	0
Hispanic:	0	0	0	0	0	0	0	0
Total:	0	0	0	0	0	0	50	8



U.S. Department of Housing and Urban Development
Office of Community Planning and Development
Integrated Disbursement and Information System
CDBG Activity Summary Report (GPR) for Program Year 2020
HOBOKEN

Date: 27-Sep-2021
Time: 14:38
Page: 24

Female-headed Households:

0 0 0

Income Category:

	Owner	Renter	Total	Person
Extremely Low	0	0	0	46
Low Mod	0	0	0	2
Moderate	0	0	0	1
Non Low Moderate	0	0	0	1
Total	0	0	0	50
Percent Low/Mod				98.0%

Annual Accomplishments

Years	Accomplishment Narrative	# Benefitting
2019	The Waterfront Project provided one-one-one legal counseling for twenty-two (22) households and group instruction on "tenants rights" to thirty-seven (37) individuals.	



U.S. Department of Housing and Urban Development
Office of Community Planning and Development
Integrated Disbursement and Information System
CDBG Activity Summary Report (GPR) for Program Year 2020
HOBOKEN

Date: 27-Sep-2021
Time: 14:38
Page: 25

PGM Year:	2019		
Project:	0010 - Hoboken Housing Authority - Boiler Replacements		
IDIS Activity:	69 - Hoboken Housing Authority: Boiler Replacement		
Status:	Completed 11/6/2020 12:00:00 AM	Objective:	Provide decent affordable housing
Location:	320 Jackson St Hoboken, NJ 07030-6663	Outcome:	Availability/accessibility
		Matrix Code:	Public Housing Modernization (14C)
		National Objective:	LMH

Activity to prevent, prepare for, and respond to Coronavirus: No

Initial Funding Date: 12/23/2019

Description:

Funding will allow the Hoboken Housing Authority to replace the boilers in the following residential complexes: Andrew Jackson Gardens, Christopher Columbus Gardens & Harrison Gardens.

Financing

	Fund Type	Grant Year	Grant	Funded Amount	Drawn In Program Year	Drawn Thru Program Year
CDBG	EN	2019	B19MC340131	\$478,141.00	\$86,705.86	\$478,141.00
Total	Total			\$478,141.00	\$86,705.86	\$478,141.00

Proposed Accomplishments

Housing Units : 208

Actual Accomplishments

Number assisted:

	Owner		Renter		Total		Person	
	Total	Hispanic	Total	Hispanic	Total	Hispanic	Total	Hispanic
White:	0	0	524	447	524	447	0	0
Black/African American:	0	0	243	11	243	11	0	0
Asian:	0	0	0	0	0	0	0	0
American Indian/Alaskan Native:	0	0	0	0	0	0	0	0
Native Hawaiian/Other Pacific Islander:	0	0	0	0	0	0	0	0
American Indian/Alaskan Native & White:	0	0	0	0	0	0	0	0
Asian White:	0	0	0	0	0	0	0	0
Black/African American & White:	0	0	0	0	0	0	0	0
American Indian/Alaskan Native & Black/African American:	0	0	0	0	0	0	0	0
Other multi-racial:	0	0	0	0	0	0	0	0
Asian/Pacific Islander:	0	0	0	0	0	0	0	0
Hispanic:	0	0	0	0	0	0	0	0
Total:	0	0	767	458	767	458	0	0



U.S. Department of Housing and Urban Development
Office of Community Planning and Development
Integrated Disbursement and Information System
CDBG Activity Summary Report (GPR) for Program Year 2020
HOBOKEN

Date: 27-Sep-2021
Time: 14:38
Page: 26

Female-headed Households: 0 0 0

Income Category:

	Owner	Renter	Total	Person
Extremely Low	0	767	767	0
Low Mod	0	0	0	0
Moderate	0	0	0	0
Non Low Moderate	0	0	0	0
Total	0	767	767	0
Percent Low/Mod		100.0%	100.0%	

Annual Accomplishments

Years	Accomplishment Narrative	# Benefitting
2019	The Hoboken Housing Authority replaced boilers at the following sites: Harrison Gardens, Christopher Columbus Gardens, Andrew Jackson Gardens Southside, Andrew Jackson Gardens Northside.	



U.S. Department of Housing and Urban Development
Office of Community Planning and Development
Integrated Disbursement and Information System
CDBG Activity Summary Report (GPR) for Program Year 2020
HOBOKEN

Date: 27-Sep-2021
Time: 14:38
Page: 27

PGM Year:	2019						
Project:	0014 - Hoboken Community Center						
IDIS Activity:	70 - Hoboken Community Center: HVAC Replacement						
Status:	Open	Objective:	Provide decent affordable housing				
Location:	1301 Washington St Hoboken, NJ 07030-5557	Outcome:	Availability/accessibility				
		Matrix Code:	Rehab; Multi-Unit Residential (14B)			National Objective:	LMH

Activity to prevent, prepare for, and respond to Coronavirus: No

Initial Funding Date: 12/23/2019

Description:

The subrecipient will replace the HVAC system in a 96-unit SRO.

Financing

	Fund Type	Grant Year	Grant	Funded Amount	Drawn In Program Year	Drawn Thru Program Year
CDBG	EN	2019	B19MC340131	\$100,000.00	\$28,705.91	\$28,705.91
Total	Total			\$100,000.00	\$28,705.91	\$28,705.91

Proposed Accomplishments

Housing Units : 96

Actual Accomplishments

Number assisted:

	Owner		Renter		Total		Person	
	Total	Hispanic	Total	Hispanic	Total	Hispanic	Total	Hispanic
White:	0	0	0	0	0	0		0
Black/African American:	0	0	0	0	0	0	0	0
Asian:	0	0	0	0	0	0	0	0
American Indian/Alaskan Native:	0	0	0	0	0	0	0	0
Native Hawaiian/Other Pacific Islander:	0	0	0	0	0	0	0	0
American Indian/Alaskan Native & White:	0	0	0	0	0	0	0	0
Asian White:	0	0	0	0	0	0	0	0
Black/African American & White:	0	0	0	0	0	0	0	0
American Indian/Alaskan Native & Black/African American:	0	0	0	0	0	0	0	0
Other multi-racial:	0	0	0	0	0	0	0	0
Asian/Pacific Islander:	0	0	0	0	0	0	0	0
Hispanic:	0	0	0	0	0	0	0	0
Total:	0	0	0	0	0	0	0	0



U.S. Department of Housing and Urban Development
Office of Community Planning and Development
Integrated Disbursement and Information System
CDBG Activity Summary Report (GPR) for Program Year 2020
HOBOKEN

Date: 27-Sep-2021

Time: 14:38

Page: 28

Female-headed Households:

0

0

0

Income Category:

	Owner	Renter	Total	Person
Extremely Low	0	0	0	0
Low Mod	0	0	0	0
Moderate	0	0	0	0
Non Low Moderate	0	0	0	0
Total	0	0	0	0

Percent Low/Mod

Annual Accomplishments

No data returned for this view. This might be because the applied filter excludes all data.



U.S. Department of Housing and Urban Development
Office of Community Planning and Development
Integrated Disbursement and Information System
CDBG Activity Summary Report (GPR) for Program Year 2020
HOBOKEN

Date: 27-Sep-2021
Time: 14:38
Page: 29

PGM Year:	2019		
Project:	0011 - All Saints Comm. Service & Development Corp. - Jubilee Center Revitalization		
IDIS Activity:	71 - All Saints Comm. Service & Development Corp: Jubilee Center Revitalization		
Status:	Open	Objective:	Create suitable living environments
Location:	601 Jackson St Hoboken, NJ 07030-6301	Outcome:	Availability/accessibility
		Matrix Code:	Youth Centers (03D)
		National Objective:	LMC

Activity to prevent, prepare for, and respond to Coronavirus: No

Initial Funding Date: 12/23/2019

Description:

The project will replace water heaters, three (3) HVAC units, update integrated security features and make safety improvements to the kitchen and bathroom areas at the Jubilee Center.

Financing

	Fund Type	Grant Year	Grant	Funded Amount	Drawn In Program Year	Drawn Thru Program Year
CDBG	EN	2019	B19MC340131	\$174,718.00	\$20,827.00	\$50,496.65
Total	Total			\$174,718.00	\$20,827.00	\$50,496.65

Proposed Accomplishments

Public Facilities : 1

Actual Accomplishments

Number assisted:

	Owner		Renter		Total		Person	
	Total	Hispanic	Total	Hispanic	Total	Hispanic	Total	Hispanic
White:	0	0	0	0	0	0		0
Black/African American:	0	0	0	0	0	0	0	0
Asian:	0	0	0	0	0	0	0	0
American Indian/Alaskan Native:	0	0	0	0	0	0	0	0
Native Hawaiian/Other Pacific Islander:	0	0	0	0	0	0	0	0
American Indian/Alaskan Native & White:	0	0	0	0	0	0	0	0
Asian White:	0	0	0	0	0	0	0	0
Black/African American & White:	0	0	0	0	0	0	0	0
American Indian/Alaskan Native & Black/African American:	0	0	0	0	0	0	0	0
Other multi-racial:	0	0	0	0	0	0	0	0
Asian/Pacific Islander:	0	0	0	0	0	0	0	0
Hispanic:	0	0	0	0	0	0	0	0
Total:	0	0	0	0	0	0	0	0



U.S. Department of Housing and Urban Development
Office of Community Planning and Development
Integrated Disbursement and Information System
CDBG Activity Summary Report (GPR) for Program Year 2020
HOBOKEN

Date: 27-Sep-2021
Time: 14:38
Page: 30

Female-headed Households: 0 0 0

Income Category:

	Owner	Renter	Total	Person
Extremely Low	0	0	0	0
Low Mod	0	0	0	0
Moderate	0	0	0	0
Non Low Moderate	0	0	0	0
Total	0	0	0	0

Percent Low/Mod

Annual Accomplishments

No data returned for this view. This might be because the applied filter excludes all data.



U.S. Department of Housing and Urban Development
Office of Community Planning and Development
Integrated Disbursement and Information System
CDBG Activity Summary Report (GPR) for Program Year 2020
HOBOKEN

Date: 27-Sep-2021
Time: 14:38
Page: 31

PGM Year:	2019				
Project:	0006 - All Saints Comm. Service & Development Corp. - Jubilee Center				
IDIS Activity:	72 - All Saints Comm. Service & Development Corp. - Jubilee Center Academic Enrichment				
Status:	Completed 6/30/2020 12:00:00 AM		Objective:	Create suitable living environments	
Location:	601 Jackson St Hoboken, NJ 07030-6301		Outcome:	Availability/accessibility	
			Matrix Code:	Youth Services (05D)	
				National Objective:	LMC

Activity to prevent, prepare for, and respond to Coronavirus: No

Initial Funding Date: 12/23/2019

Description:

The program will provide educational support, nutritional meals, health and wellness activities and recreational activities to low- and moderate-income youth.

Financing

	Fund Type	Grant Year	Grant	Funded Amount	Drawn In Program Year	Drawn Thru Program Year
CDBG	EN	2019	B19MC340131	\$15,000.00	\$7,500.00	\$15,000.00
Total	Total			\$15,000.00	\$7,500.00	\$15,000.00

Proposed Accomplishments

People (General) : 150

Actual Accomplishments

Number assisted:

	Owner		Renter		Total		Person	
	Total	Hispanic	Total	Hispanic	Total	Hispanic	Total	Hispanic
White:	0	0	0	0	0	0	34	27
Black/African American:	0	0	0	0	0	0	48	28
Asian:	0	0	0	0	0	0	0	0
American Indian/Alaskan Native:	0	0	0	0	0	0	0	0
Native Hawaiian/Other Pacific Islander:	0	0	0	0	0	0	0	0
American Indian/Alaskan Native & White:	0	0	0	0	0	0	0	0
Asian White:	0	0	0	0	0	0	0	0
Black/African American & White:	0	0	0	0	0	0	0	0
American Indian/Alaskan Native & Black/African American:	0	0	0	0	0	0	0	0
Other multi-racial:	0	0	0	0	0	0	16	0
Asian/Pacific Islander:	0	0	0	0	0	0	0	0
Hispanic:	0	0	0	0	0	0	0	0
Total:	0	0	0	0	0	0	98	55



U.S. Department of Housing and Urban Development
Office of Community Planning and Development
Integrated Disbursement and Information System
CDBG Activity Summary Report (GPR) for Program Year 2020
HOBOKEN

Date: 27-Sep-2021
Time: 14:38
Page: 32

Female-headed Households: 0 0 0

Income Category:

	Owner	Renter	Total	Person
Extremely Low	0	0	0	26
Low Mod	0	0	0	18
Moderate	0	0	0	6
Non Low Moderate	0	0	0	48
Total	0	0	0	98
Percent Low/Mod				51.0%

Annual Accomplishments

Years	Accomplishment Narrative	# Benefitting
2020	The program provided educational support, nutritional meals, health and wellness activities and recreational activities to low- and moderate-income youth.	



U.S. Department of Housing and Urban Development
Office of Community Planning and Development
Integrated Disbursement and Information System
CDBG Activity Summary Report (GPR) for Program Year 2020
HOBOKEN

Date: 27-Sep-2021
Time: 14:38
Page: 34

Hispanic:	0	0	0	0	0	0	0	0
Total:	0	0	0	0	0	0	0	0

Female-headed Households:	0	0	0	0	0	0	0	0
---------------------------	---	---	---	---	---	---	---	---

Income Category:

	Owner	Renter	Total	Person
Extremely Low	0	0	0	0
Low Mod	0	0	0	0
Moderate	0	0	0	0
Non Low Moderate	0	0	0	0
Total	0	0	0	0
Percent Low/Mod				

Annual Accomplishments

No data returned for this view. This might be because the applied filter excludes all data.



U.S. Department of Housing and Urban Development
Office of Community Planning and Development
Integrated Disbursement and Information System
CDBG Activity Summary Report (GPR) for Program Year 2020
HOBOKEN

Date: 27-Sep-2021
Time: 14:38
Page: 35

PGM Year:	2020		
Project:	0002 - CV: TRUE Mentors Project		
IDIS Activity:	74 - True Mentors		
Status:	Open	Objective:	Create suitable living environments
Location:	601 Jackson St Hoboken, NJ 07030-6992	Outcome:	Availability/accessibility
		Matrix Code:	Youth Services (05D)
		National Objective:	LMC

Activity to prevent, prepare for, and respond to Coronavirus: No

Initial Funding Date: 10/21/2020

Description:

Mentoring matches individual youth with a local, adult mentor for a 1:1 monthly session focused on building skills, exploring new passions, and supporting mentees through personal hardships.

Enrichment Clubs is a weekly group mentoring opportunity focused on building peer relationships, practicing skills, and collectively cultivating the talent of our participants.

Teen Independence Program provides group and individualized professional mentoring to align each participant with a volunteer opportunity, internship, or part-time job that will assist them along their professional journey.

Financing

	Fund Type	Grant Year	Grant	Funded Amount	Drawn In Program Year	Drawn Thru Program Year
CDBG	EN	2020	B20MC340131	\$25,000.00	\$25,000.00	\$25,000.00
Total	Total			\$25,000.00	\$25,000.00	\$25,000.00

Proposed Accomplishments

People (General) : 113

Actual Accomplishments

Number assisted:

	Owner		Renter		Total		Person	
	Total	Hispanic	Total	Hispanic	Total	Hispanic	Total	Hispanic
White:	0	0	0	0	0	0		0
Black/African American:	0	0	0	0	0	0	0	0
Asian:	0	0	0	0	0	0	0	0
American Indian/Alaskan Native:	0	0	0	0	0	0	0	0
Native Hawaiian/Other Pacific Islander:	0	0	0	0	0	0	0	0
American Indian/Alaskan Native & White:	0	0	0	0	0	0	0	0
Asian White:	0	0	0	0	0	0	0	0
Black/African American & White:	0	0	0	0	0	0	0	0
American Indian/Alaskan Native & Black/African American:	0	0	0	0	0	0	0	0
Other multi-racial:	0	0	0	0	0	0	0	0
Asian/Pacific Islander:	0	0	0	0	0	0	0	0



U.S. Department of Housing and Urban Development
Office of Community Planning and Development
Integrated Disbursement and Information System
CDBG Activity Summary Report (GPR) for Program Year 2020
HOBOKEN

Date: 27-Sep-2021
Time: 14:38
Page: 36

Hispanic:	0	0	0	0	0	0	0	0
Total:	0	0	0	0	0	0	0	0

Female-headed Households:	0	0	0	0	0	0	0	0
---------------------------	---	---	---	---	---	---	---	---

Income Category:

	Owner	Renter	Total	Person
Extremely Low	0	0	0	0
Low Mod	0	0	0	0
Moderate	0	0	0	0
Non Low Moderate	0	0	0	0
Total	0	0	0	0
Percent Low/Mod				

Annual Accomplishments

No data returned for this view. This might be because the applied filter excludes all data.



U.S. Department of Housing and Urban Development
Office of Community Planning and Development
Integrated Disbursement and Information System
CDBG Activity Summary Report (GPR) for Program Year 2020
HOBOKEN

Date: 27-Sep-2021
Time: 14:38
Page: 37

PGM Year:	2020		
Project:	0004 - Family Planning Services & STD Treatment & Awareness (Hoboken Family Planning)		
IDIS Activity:	75 - Hoboken Family Planning Inc: Family Planning Services & STD Treatment & Awareness		
Status:	Open	Objective:	Create suitable living environments
Location:	124 Grand St Hoboken, NJ 07030-2510	Outcome:	Availability/accessibility
		Matrix Code:	Health Services (05M)
		National Objective:	LMC

Activity to prevent, prepare for, and respond to Coronavirus: No

Initial Funding Date: 10/21/2020

Description:

This project is to provide Family Planning Services to a minimum of 115 individuals at our Hoboken Clinic who have low or moderate incomes and have a need of these services and educate and treat when necessary approximately 180 additional individuals in our Hoboken Clinic using our expanded STD Project.

Financing

	Fund Type	Grant Year	Grant	Funded Amount	Drawn In Program Year	Drawn Thru Program Year
CDBG	EN	2020	B20MC340131	\$22,331.00	\$0.00	\$0.00
Total	Total			\$22,331.00	\$0.00	\$0.00

Proposed Accomplishments

People (General) : 295

Actual Accomplishments

Number assisted:

	Owner		Renter		Total		Person	
	Total	Hispanic	Total	Hispanic	Total	Hispanic	Total	Hispanic
White:	0	0	0	0	0	0		0
Black/African American:	0	0	0	0	0	0	0	0
Asian:	0	0	0	0	0	0	0	0
American Indian/Alaskan Native:	0	0	0	0	0	0	0	0
Native Hawaiian/Other Pacific Islander:	0	0	0	0	0	0	0	0
American Indian/Alaskan Native & White:	0	0	0	0	0	0	0	0
Asian White:	0	0	0	0	0	0	0	0
Black/African American & White:	0	0	0	0	0	0	0	0
American Indian/Alaskan Native & Black/African American:	0	0	0	0	0	0	0	0
Other multi-racial:	0	0	0	0	0	0	0	0
Asian/Pacific Islander:	0	0	0	0	0	0	0	0
Hispanic:	0	0	0	0	0	0	0	0
Total:	0	0	0	0	0	0	0	0



U.S. Department of Housing and Urban Development
Office of Community Planning and Development
Integrated Disbursement and Information System
CDBG Activity Summary Report (GPR) for Program Year 2020
HOBOKEN

Date: 27-Sep-2021

Time: 14:38

Page: 38

Female-headed Households: 0 0 0

Income Category:

	Owner	Renter	Total	Person
Extremely Low	0	0	0	0
Low Mod	0	0	0	0
Moderate	0	0	0	0
Non Low Moderate	0	0	0	0
Total	0	0	0	0

Percent Low/Mod

Annual Accomplishments

No data returned for this view. This might be because the applied filter excludes all data.



U.S. Department of Housing and Urban Development
Office of Community Planning and Development
Integrated Disbursement and Information System
CDBG Activity Summary Report (GPR) for Program Year 2020
HOBOKEN

Date: 27-Sep-2021

Time: 14:38

Page: 40

Female-headed Households:

0

0

0

Income Category:

	Owner	Renter	Total	Person
Extremely Low	0	0	0	0
Low Mod	0	0	0	0
Moderate	0	0	0	0
Non Low Moderate	0	0	0	0
Total	0	0	0	0

Percent Low/Mod

Annual Accomplishments

No data returned for this view. This might be because the applied filter excludes all data.



Page: 41 of 57



U.S. Department of Housing and Urban Development
Office of Community Planning and Development
Integrated Disbursement and Information System
CDBG Activity Summary Report (GPR) for Program Year 2020
HOBOKEN

Date: 27-Sep-2021

Time: 14:38

Page: 42

Income Category:

	Owner	Renter	Total	Person
Extremely Low	0	0	0	0
Low Mod	0	0	0	0
Moderate	0	0	0	0
Non Low Moderate	0	0	0	0
Total	0	0	0	0
Percent Low/Mod				

Annual Accomplishments

No data returned for this view. This might be because the applied filter excludes all data.



U.S. Department of Housing and Urban Development
Office of Community Planning and Development
Integrated Disbursement and Information System
CDBG Activity Summary Report (GPR) for Program Year 2020
HOBOKEN

Date: 27-Sep-2021
Time: 14:38
Page: 43

PGM Year:	2020				
Project:	0008 - Summer Success Program (Hoboken Dual Language Charter School)				
IDIS Activity:	78 - Hoboken Dual Language Charter School (HoLa): Summer Success Program				
Status:	Open	Objective:	Create suitable living environments		
Location:	123 Jefferson St Hoboken, NJ 07030-1808	Outcome:	Availability/accessibility		
		Matrix Code:	Youth Services (05D)		National Objective: LMC

Activity to prevent, prepare for, and respond to Coronavirus: No

Initial Funding Date: 10/21/2020

Description:

Financing

	Fund Type	Grant Year	Grant	Funded Amount	Drawn In Program Year	Drawn Thru Program Year
CDBG	EN	2020	B20MC340131	\$15,000.00	\$15,000.00	\$15,000.00
Total	Total			\$15,000.00	\$15,000.00	\$15,000.00

Proposed Accomplishments

People (General) : 30

Actual Accomplishments

Number assisted:

	Owner		Renter		Total		Person	
	Total	Hispanic	Total	Hispanic	Total	Hispanic	Total	Hispanic
White:	0	0	0	0	0	0		0
Black/African American:	0	0	0	0	0	0	0	0
Asian:	0	0	0	0	0	0	0	0
American Indian/Alaskan Native:	0	0	0	0	0	0	0	0
Native Hawaiian/Other Pacific Islander:	0	0	0	0	0	0	0	0
American Indian/Alaskan Native & White:	0	0	0	0	0	0	0	0
Asian White:	0	0	0	0	0	0	0	0
Black/African American & White:	0	0	0	0	0	0	0	0
American Indian/Alaskan Native & Black/African American:	0	0	0	0	0	0	0	0
Other multi-racial:	0	0	0	0	0	0	0	0
Asian/Pacific Islander:	0	0	0	0	0	0	0	0
Hispanic:	0	0	0	0	0	0	0	0
Total:	0	0	0	0	0	0	0	0
Female-headed Households:	0		0		0			



U.S. Department of Housing and Urban Development
Office of Community Planning and Development
Integrated Disbursement and Information System
CDBG Activity Summary Report (GPR) for Program Year 2020
HOBOKEN

Date: 27-Sep-2021

Time: 14:38

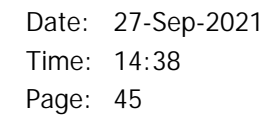
Page: 44

Income Category:

	Owner	Renter	Total	Person
Extremely Low	0	0	0	0
Low Mod	0	0	0	0
Moderate	0	0	0	0
Non Low Moderate	0	0	0	0
Total	0	0	0	0
Percent Low/Mod				

Annual Accomplishments

No data returned for this view. This might be because the applied filter excludes all data.



Page: 45 of 57



U.S. Department of Housing and Urban Development
Office of Community Planning and Development
Integrated Disbursement and Information System
CDBG Activity Summary Report (GPR) for Program Year 2020
HOBOKEN

Date: 27-Sep-2021

Time: 14:38

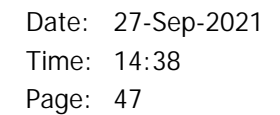
Page: 46

Income Category:

	Owner	Renter	Total	Person
Extremely Low	0	0	0	0
Low Mod	0	0	0	0
Moderate	0	0	0	0
Non Low Moderate	0	0	0	0
Total	0	0	0	0
Percent Low/Mod				

Annual Accomplishments

No data returned for this view. This might be because the applied filter excludes all data.



National Objective: LMC

Activity to prevent, prepare for, and respond to Coronavirus: No

Initial Funding Date: 10/21/2020

Description:

Financing

	Fund Type	Grant Year	Grant	Funded Amount	Drawn In Program Year	Drawn Thru Program Year
CDBG	EN	2020	B20MC340131	\$11,320.00	\$0.00	\$0.00
Total	Total			\$11,320.00	\$0.00	\$0.00

Proposed Accomplishments

People (General) : 70

Actual Accomplishments

Number assisted:

Number assisted:	Owner		Renter		Total		Person	
	Total	Hispanic	Total	Hispanic	Total	Hispanic	Total	Hispanic
White:	0	0	0	0	0	0		0
Black/African American:	0	0	0	0	0	0	0	0
Asian:	0	0	0	0	0	0	0	0
American Indian/Alaskan Native:	0	0	0	0	0	0	0	0
Native Hawaiian/Other Pacific Islander:	0	0	0	0	0	0	0	0
American Indian/Alaskan Native & White:	0	0	0	0	0	0	0	0
Asian White:	0	0	0	0	0	0	0	0
Black/African American & White:	0	0	0	0	0	0	0	0
American Indian/Alaskan Native & Black/African American:	0	0	0	0	0	0	0	0
Other multi-racial:	0	0	0	0	0	0	0	0
Asian/Pacific Islander:	0	0	0	0	0	0	0	0
Hispanic:	0	0	0	0	0	0	0	0
Total:	0	0	0	0	0	0	0	0
Female-headed Households:	0		0		0			



U.S. Department of Housing and Urban Development
Office of Community Planning and Development
Integrated Disbursement and Information System
CDBG Activity Summary Report (GPR) for Program Year 2020
HOBOKEN

Date: 27-Sep-2021

Time: 14:38

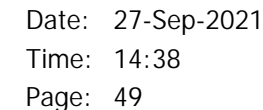
Page: 48

Income Category:

	Owner	Renter	Total	Person
Extremely Low	0	0	0	0
Low Mod	0	0	0	0
Moderate	0	0	0	0
Non Low Moderate	0	0	0	0
Total	0	0	0	0
Percent Low/Mod				

Annual Accomplishments

No data returned for this view. This might be because the applied filter excludes all data.



Objective:	Provide decent affordable housing	
Outcome:	Availability/accessibility	
Matrix Code:	Public Housing Modernization (14C)	National Objective: LMH

Page: 49 of 57



U.S. Department of Housing and Urban Development
Office of Community Planning and Development
Integrated Disbursement and Information System
CDBG Activity Summary Report (GPR) for Program Year 2020
HOBOKEN

Date: 27-Sep-2021

Time: 14:38

Page: 50

Income Category:

	Owner	Renter	Total	Person
Extremely Low	0	0	0	0
Low Mod	0	0	0	0
Moderate	0	0	0	0
Non Low Moderate	0	0	0	0
Total	0	0	0	0
Percent Low/Mod				

Annual Accomplishments

No data returned for this view. This might be because the applied filter excludes all data.



U.S. Department of Housing and Urban Development
Office of Community Planning and Development
Integrated Disbursement and Information System
CDBG Activity Summary Report (GPR) for Program Year 2020
HOBOKEN

Date: 27-Sep-2021
Time: 14:38
Page: 51

PGM Year:	2020								
Project:	0012 - Rue Building Facade Improvements (HOPES)								
IDIS Activity:	82 - HOPES: Rue Building Facade Improvements								
Status:	Open			Objective:	Create suitable living environments				
Location:	301 Garden St Hoboken, NJ 07030-3873			Outcome:	Availability/accessibility				
				Matrix Code:	Neighborhood Facilities (03E)			National Objective:	LMC

Activity to prevent, prepare for, and respond to Coronavirus: No

Initial Funding Date: 10/21/2020

Description:

Financing

	Fund Type	Grant Year	Grant	Funded Amount	Drawn In Program Year	Drawn Thru Program Year
CDBG	EN	2020	B20MC340131	\$175,000.00	\$0.00	\$0.00
Total	Total			\$175,000.00	\$0.00	\$0.00

Proposed Accomplishments

Public Facilities : 1

Actual Accomplishments

Number assisted:

	Owner		Renter		Total		Person	
	Total	Hispanic	Total	Hispanic	Total	Hispanic	Total	Hispanic
White:	0	0	0	0	0	0		0
Black/African American:	0	0	0	0	0	0	0	0
Asian:	0	0	0	0	0	0	0	0
American Indian/Alaskan Native:	0	0	0	0	0	0	0	0
Native Hawaiian/Other Pacific Islander:	0	0	0	0	0	0	0	0
American Indian/Alaskan Native & White:	0	0	0	0	0	0	0	0
Asian White:	0	0	0	0	0	0	0	0
Black/African American & White:	0	0	0	0	0	0	0	0
American Indian/Alaskan Native & Black/African American:	0	0	0	0	0	0	0	0
Other multi-racial:	0	0	0	0	0	0	0	0
Asian/Pacific Islander:	0	0	0	0	0	0	0	0
Hispanic:	0	0	0	0	0	0	0	0
Total:	0	0	0	0	0	0	0	0
Female-headed Households:	0		0		0			



U.S. Department of Housing and Urban Development
Office of Community Planning and Development
Integrated Disbursement and Information System
CDBG Activity Summary Report (GPR) for Program Year 2020
HOBOKEN

Date: 27-Sep-2021

Time: 14:38

Page: 52

Income Category:

	Owner	Renter	Total	Person
Extremely Low	0	0	0	0
Low Mod	0	0	0	0
Moderate	0	0	0	0
Non Low Moderate	0	0	0	0
Total	0	0	0	0
Percent Low/Mod				

Annual Accomplishments

No data returned for this view. This might be because the applied filter excludes all data.



U.S. Department of Housing and Urban Development
Office of Community Planning and Development
Integrated Disbursement and Information System
CDBG Activity Summary Report (GPR) for Program Year 2020
HOBOKEN

Date: 27-Sep-2021
Time: 14:38
Page: 53

PGM Year:	2020								
Project:	0013 - Camera Upgrades and System Enhancements (Hoboken Housing Authority)								
IDIS Activity:	83 - Hoboken Housing Authority: Security Upgrades								
Status:	Open								
Location:	400 Harrison St Hoboken, NJ 07030-6202								
				Objective:	Provide decent affordable housing				
				Outcome:	Affordability				
				Matrix Code:	Public Housing Modernization (14C)		National Objective:	LMH	

Activity to prevent, prepare for, and respond to Coronavirus: No

Initial Funding Date: 10/21/2020

Description:

Financing

	Fund Type	Grant Year	Grant	Funded Amount	Drawn In Program Year	Drawn Thru Program Year
CDBG	EN	2020	B20MC340131	\$100,000.00	\$0.00	\$0.00
Total	Total			\$100,000.00	\$0.00	\$0.00

Proposed Accomplishments

Housing Units : 999

Actual Accomplishments

Number assisted:

	Owner		Renter		Total		Person	
	Total	Hispanic	Total	Hispanic	Total	Hispanic	Total	Hispanic
White:	0	0	0	0	0	0		0
Black/African American:	0	0	0	0	0	0	0	0
Asian:	0	0	0	0	0	0	0	0
American Indian/Alaskan Native:	0	0	0	0	0	0	0	0
Native Hawaiian/Other Pacific Islander:	0	0	0	0	0	0	0	0
American Indian/Alaskan Native & White:	0	0	0	0	0	0	0	0
Asian White:	0	0	0	0	0	0	0	0
Black/African American & White:	0	0	0	0	0	0	0	0
American Indian/Alaskan Native & Black/African American:	0	0	0	0	0	0	0	0
Other multi-racial:	0	0	0	0	0	0	0	0
Asian/Pacific Islander:	0	0	0	0	0	0	0	0
Hispanic:	0	0	0	0	0	0	0	0
Total:	0	0	0	0	0	0	0	0
Female-headed Households:	0		0		0			



U.S. Department of Housing and Urban Development
Office of Community Planning and Development
Integrated Disbursement and Information System
CDBG Activity Summary Report (GPR) for Program Year 2020
HOBOKEN

Date: 27-Sep-2021

Time: 14:38

Page: 54

Income Category:

	Owner	Renter	Total	Person
Extremely Low	0	0	0	0
Low Mod	0	0	0	0
Moderate	0	0	0	0
Non Low Moderate	0	0	0	0
Total	0	0	0	0
Percent Low/Mod				

Annual Accomplishments

No data returned for this view. This might be because the applied filter excludes all data.



U.S. Department of Housing and Urban Development
Office of Community Planning and Development
Integrated Disbursement and Information System
CDBG Activity Summary Report (GPR) for Program Year 2020
HOBOKEN

Date: 27-Sep-2021
Time: 14:38
Page: 55

PGM Year:	2020		
Project:	0007 - Administration		
IDIS Activity:	84 - Administration		
Status:	Open	Objective:	
Location:	,	Outcome:	
		Matrix Code:	General Program Administration (21A)
		National Objective:	

Activity to prevent, prepare for, and respond to Coronavirus: No

Initial Funding Date: 10/21/2020

Description:

Financing

	Fund Type	Grant Year	Grant	Funded Amount	Drawn In Program Year	Drawn Thru Program Year
CDBG	EN	2018	B18MC340131	\$8,767.50	\$0.00	\$0.00
		2020	B20MC340131	\$108,963.00	\$79,569.67	\$79,569.67
Total	Total			\$117,730.50	\$79,569.67	\$79,569.67

Proposed Accomplishments

Actual Accomplishments

Number assisted:

	Owner		Renter		Total		Person	
	Total	Hispanic	Total	Hispanic	Total	Hispanic	Total	Hispanic
White:					0	0		
Black/African American:					0	0		
Asian:					0	0		
American Indian/Alaskan Native:					0	0		
Native Hawaiian/Other Pacific Islander:					0	0		
American Indian/Alaskan Native & White:					0	0		
Asian White:					0	0		
Black/African American & White:					0	0		
American Indian/Alaskan Native & Black/African American:					0	0		
Other multi-racial:					0	0		
Asian/Pacific Islander:					0	0		
Hispanic:					0	0		
Total:	0	0	0	0	0	0	0	0
Female-headed Households:					0			



U.S. Department of Housing and Urban Development
Office of Community Planning and Development
Integrated Disbursement and Information System
CDBG Activity Summary Report (GPR) for Program Year 2020
HOBOKEN

Date: 27-Sep-2021

Time: 14:38

Page: 56

Income Category:

	Owner	Renter	Total	Person
Extremely Low			0	
Low Mod			0	
Moderate			0	
Non Low Moderate			0	
Total	0	0	0	0
Percent Low/Mod				

Annual Accomplishments

No data returned for this view. This might be because the applied filter excludes all data.



U.S. Department of Housing and Urban Development
Office of Community Planning and Development
Integrated Disbursement and Information System
CDBG Activity Summary Report (GPR) for Program Year 2020
HOBOKEN

Date: 27-Sep-2021

Time: 14:38

Page: 57

Total Funded Amount:	\$3,602,321.10
Total Drawn Thru Program Year:	\$2,222,566.62
Total Drawn In Program Year:	\$479,186.84