


Fed up with broken MCF actuators?



MCF Upgrade Package

The MCF is actually close to a perfect filter: easy access, good filtration, all that....



If you are happy with the actuator life, this upgrade kit is nothing for you.

If you have a problem with the actuator wear, check out this MCF2KTF upgrade kit

Kapotek MCF2KTF upgrade

How to easily upgrade the Ronningen-Petter / Eaton MCF to the new level of filtration experience

- Less expensive spare parts needed
- Gain retention benefits and get more filter area if wanted
- Less maintenance, less wear parts
- Safer working environment
- Less downtime



Plug the bottom hole

Remove the existing lid and mag drive. Fasten new actuator where the old lid used to be. Plug the bottom hole, reassemble the unit with the new lid! Connect the airlines to the new actuators. The rebuild is done in about 2-3 hours!

Interested? Get a quote in sending a request to info@kapotek.fi