

MILITARY CRUTCH COVERS/PADS



Materials:

Needles: Size US 10 straight knitting needles

Yarn: 2 skeins from the Knots of Love's [approved list of yarns](#).

Tapestry needle

Instructions:

Cast on 64 stitches.

Pattern:

Holding two strands of yarn together:

*(K2, P2) across for 4"

Knit one row, Purl one row for 3" (stockinette stitch)

Purl one row across.

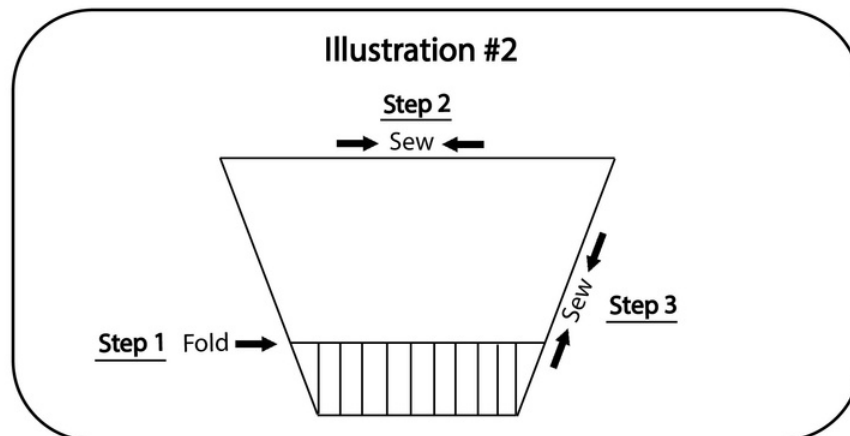
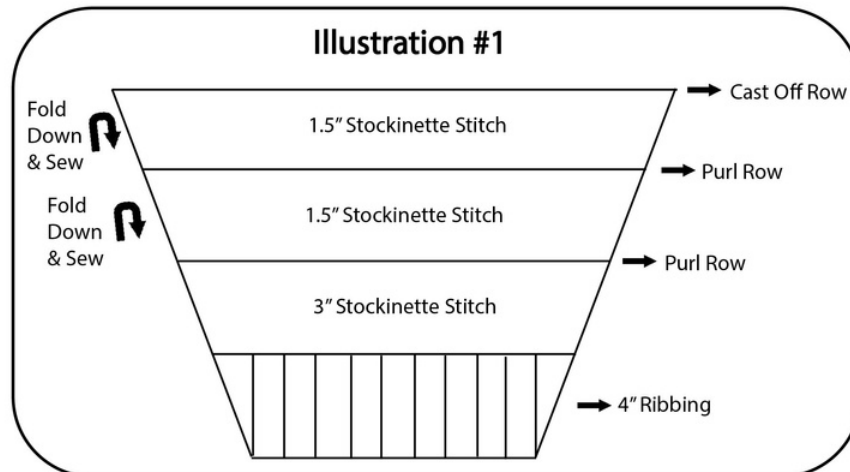
Knit one row, Purl one row for 1.5" (stockinette stitch)

Purl one row across.

Knit one row, Purl one row for 1.5" (stockinette stitch)



Finishing: Bind off in pattern. Turn down the top at the purl row and stitch across. Turn down again at the next purl row and stitch across. Fold in half and stitch across the top and down one side.



[Click here to shop starter kits, mystery bags, and more](#)

[Click here to shop new patterns](#)

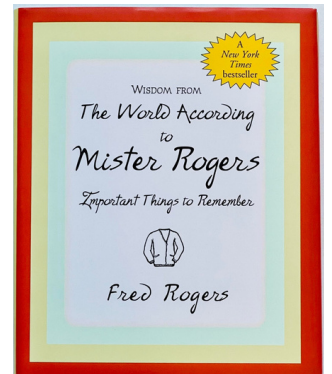
Not for resale or for commercial use of any kind.

All rights and claims reserved by Knots of Love. Knots of Love is a registered trademark of Knots of Love, Inc. Knots of Love, Inc® is a 501(c)3 Nonprofit Public Charity (EIN 35-2345369).

100% of the proceeds from sales in our shop make a difference by helping Knots of Love provide free handmade hats to people going through chemo and blankets to babies in ICU incubators.



[Click here to shop all patterns](#)



[Buy a cool yarn cutter pendant](#)

[Buy a Mr Rogers book](#)

[Click here to buy our value-packed mystery bag](#)



[Click here to shop knit and crochet starter kits](#)