

MADLINE PATTERN BAND VARIATIONS



To create an area of interest on a cap, WITHOUT ADDING A NEW COLOR, try one of these variations. Simply begin the cap by casting 80 stitches onto #7 (16") circular needle and knit "in the round" until piece measures 1.5-2.5 inches (depending on how much you want the brim to roll). When cap reaches desired length, begin with one of the following. The new pattern should measure approx. 1-1.5" but may be any width you desire to create the illusion of a hat band.

BAKER STREET

Pattern:

Rnd 1: Purl

Rnd 2: K1, P1

Repeat these 2 rows until desired width is achieved, then Purl 1 row. Continue knitting around and complete the cap following the Madeline instructions.



SPIRAL*

*Requires 79 stitches. So, knit 2tog to create a decrease before beginning the pattern.

Pattern:

Rnd 1: P

Rnd 2: K6, P4 around.

Continue pattern around until the desired width is achieved, then PURL one round.

Complete cap using Madeline instructions.



CHECKS

Pattern:

Rnds 1-4: K4, P4

Rnds 5-8: P4, K4

Resume knitting and complete cap following Madeline instructions.




TINY CHECKS

Pattern:

Rnd 1-2: K2, P2

Rnd 3-4: P2, K2

Repeat these rows until desired width is achieved. Complete cap using Madeline pattern.



CABLE LOOK (psso = pass slip stitch over)

Pattern sequence is 4 rows.

Rnd 1: *sl st, K2, psso, P2; repeat from * around

Rnd 2: *K1, YO, K1, P2; repeat from * around

Rnd 3: *K3, P2; repeat from * around

Rnd 4: repeat Rnd 3

Repeat sequence as desired (2 sequences should be adequate), then repeat rounds 1 and 2. Complete cap following Madeline pattern.




CRISS CROSS STITCH

Pattern:

Rnd 1: *sl st as if to purl, K1, YO, psso, K2; repeat from * around

Rnd 2: K around Repeat these 2 rows 4 times.

Complete cap using Madeline pattern.



[Click here to shop starter kits, mystery bags, and more](#)

[Click here to shop new patterns](#)

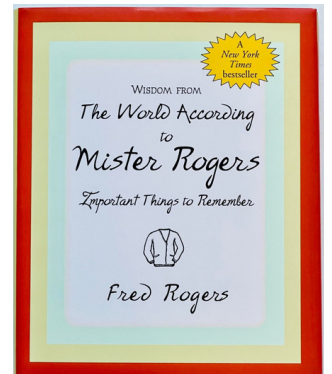
Not for resale or for commercial use of any kind.

All rights and claims reserved by Knots of Love. Knots of Love is a registered trademark of Knots of Love, Inc. Knots of Love, Inc® is a 501(c)3 Nonprofit Public Charity (EIN 35-2345369).

100% of the proceeds from sales in our shop make a difference by helping Knots of Love provide free handmade hats to people going through chemo and blankets to babies in ICU incubators.



[Click here to shop all patterns](#)



[Buy a cool yarn cutter pendant](#)

[Buy a Mr Rogers book](#)

[Click here to buy our value-packed mystery bag](#)



[Click here to shop knit and crochet starter kits](#)